genius_ra

010 020 030 040 050 060 070

Italiano ISTRUZIONI DI MONTAGGIO
English ASSEMBLY INSTRUCTIONS
Deutsch MONTAGEANLEITUNG
Français INSTRUCTIONS DE MONTAGE
Español INSTRUCCIONES PARA EL ENSAMBLAJE
Svenska MONTERINGSINSTRUKTIONER
Dansk MONTERINGSINSTRUKTIONER
Norsk MONTERINGSBESKRIVELSE
Suomi ASENNUSOHJEET

fontanot®
scale di ogni tempo

Copyright by Albini & Fontanot S.p.A., first publication 21 january 2013

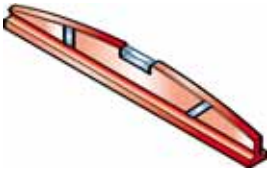

PH 2

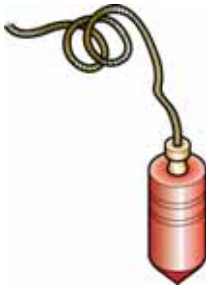

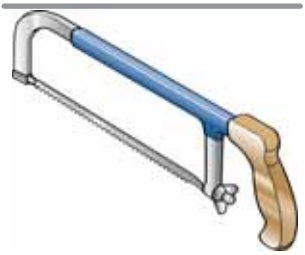

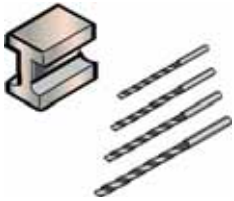

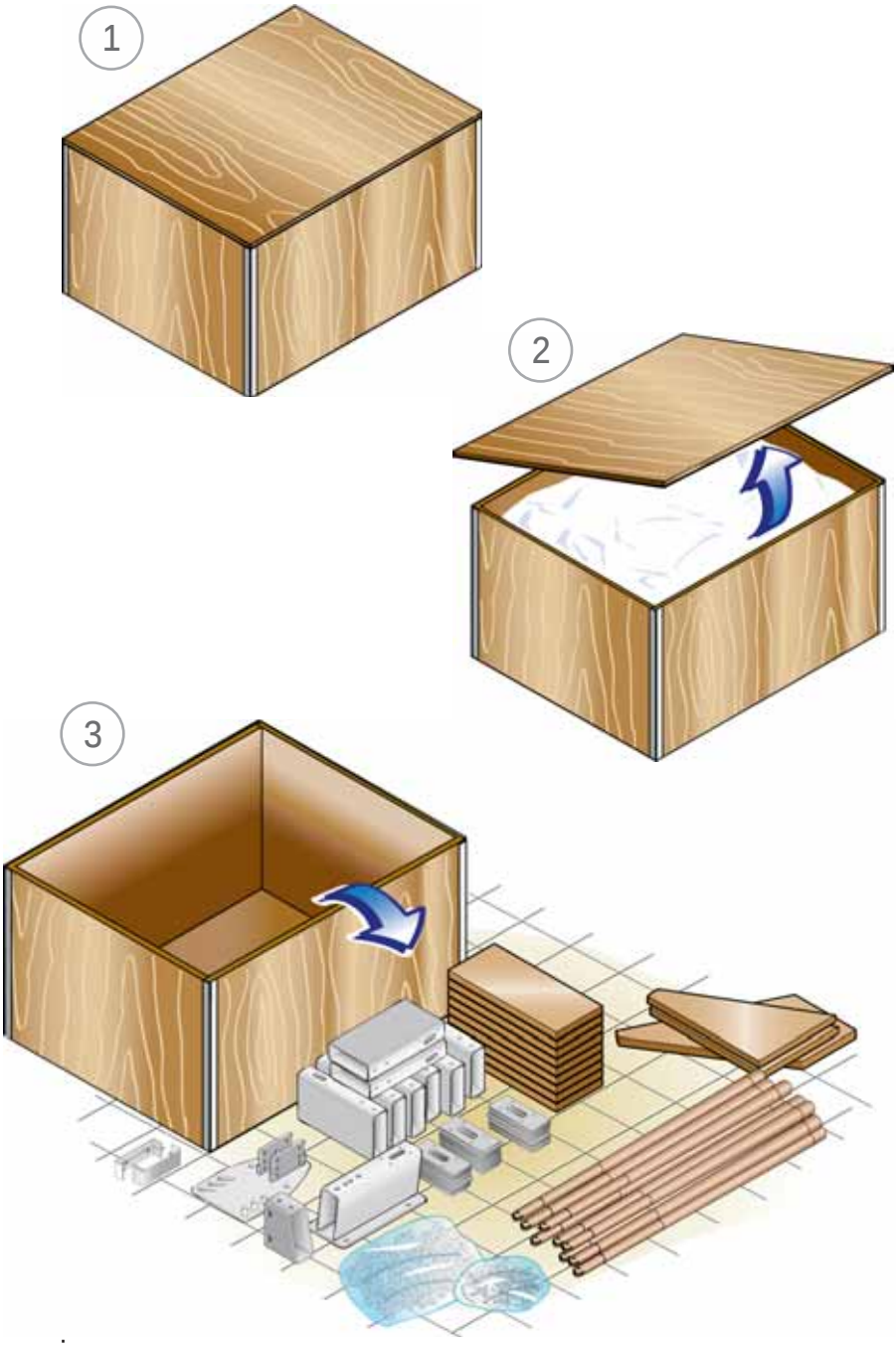
1
2
3

001010

M8 x 10 mm

001017

M4 x 8 mm

002031

M3 x 18 mm

002032

M4,5 x 25 mm

002033

M3,5 x 35 mm

002035

M4,5 x 60 mm

003039

M22 x 110 mm

004034

M5 7 x 8,5 mm

004051

M8 x 7 mm

004052

D.14 x 15 mm

004054

M5 x 15 mm

004055

M5 x 15 mm

004064

M8 x 28 mm

005011

M8 mm

005027

M4 mm

005035 **M6 mm**	005040 **M22 mm**	005044 **M12 mm**
006001 **M14 mm**	006005 **M8 x 40 mm**	007032
008001 **M8 mm**	008004 **M8 mm**	008020 **M18 x 120 mm**
008021 **M10 x 170 mm**	009012 **10 x 21 mm**	009017 **8 x 17 mm**
009040 **22 x 35 mm**	009041 **23 x 39 x 3 mm**	009047 **13 x 24 x 2,5 mm**

011038 **M10 x 30 mm**	011051 **M4 x 12 mm**	011053 **M6,4 x 40 mm**
011056 **M4 x 20 mm**	011057 **M6 x 25 mm**	011062 **M12 x 30 mm**
011069 **M5 x 12 mm**	012014 **M5 x 20 mm**	023039
031021 031023 031044 031083 	031059 	031062
031063 	031064 	031065

031070	031076	031078
033010	033056	033078
033103	033105	033107
033125	033127	033148
033150	033171	033221

033228	034010	046011 M8 x 55 mm
046029 M14 x 155 mm	046046 M6 x 70 mm	046051 M8 x 320 mm
046055 M8 x 1000 mm	047085	047087 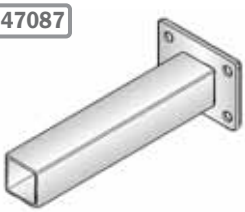
047089	103001	103002
103003	103005 	103006

116002

116004

116006

116012

116022

124057 **H = 108,5 cm**

124058 **H = 99 cm**

127008

130142

130144

130145

132013

140053

4

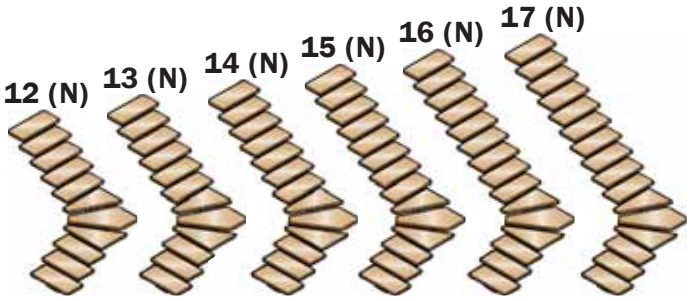

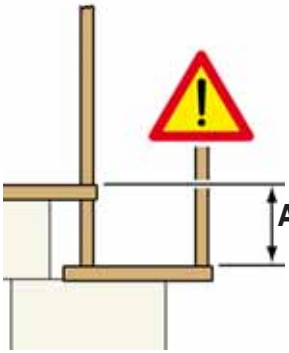

A = H - 20 cm / N - 1

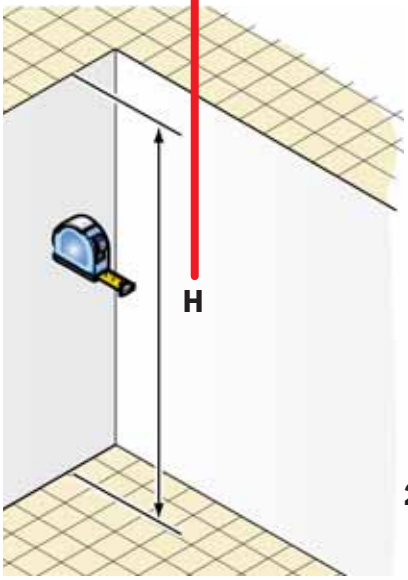

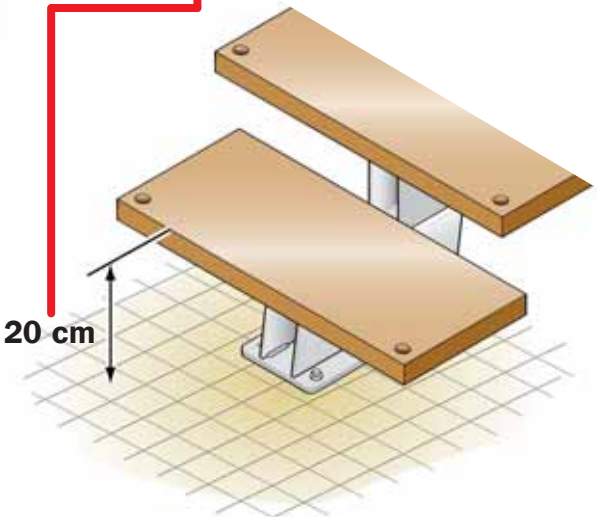

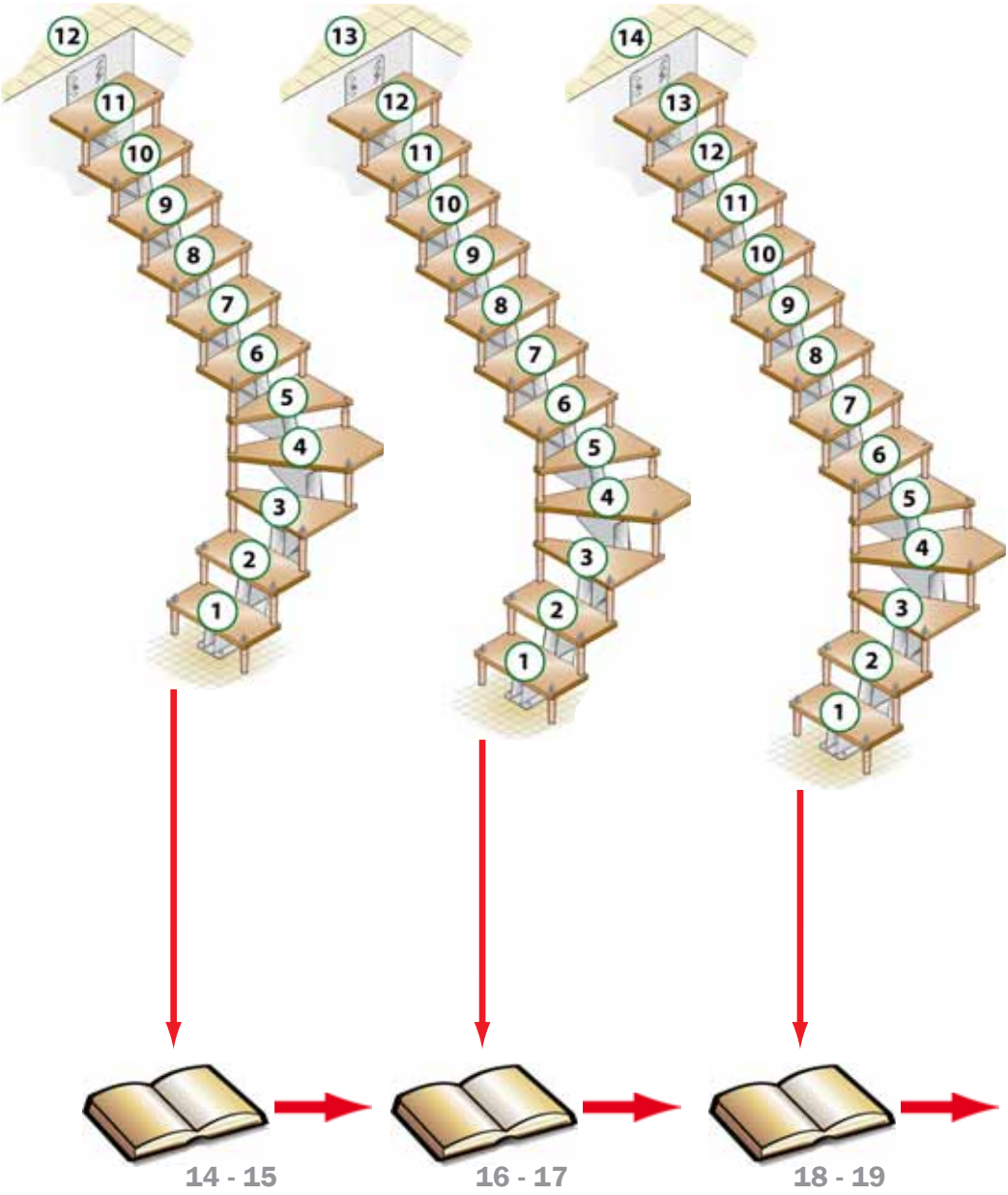
12
11
10
9
8
7
6
5
4
3
2
1
13
12
11
10
9
8
7
6
5
4
3
2
1
14
13
12
11
10
9
8
7
6
5
4
3
2
1
14 - 15
16 - 17
18 - 19

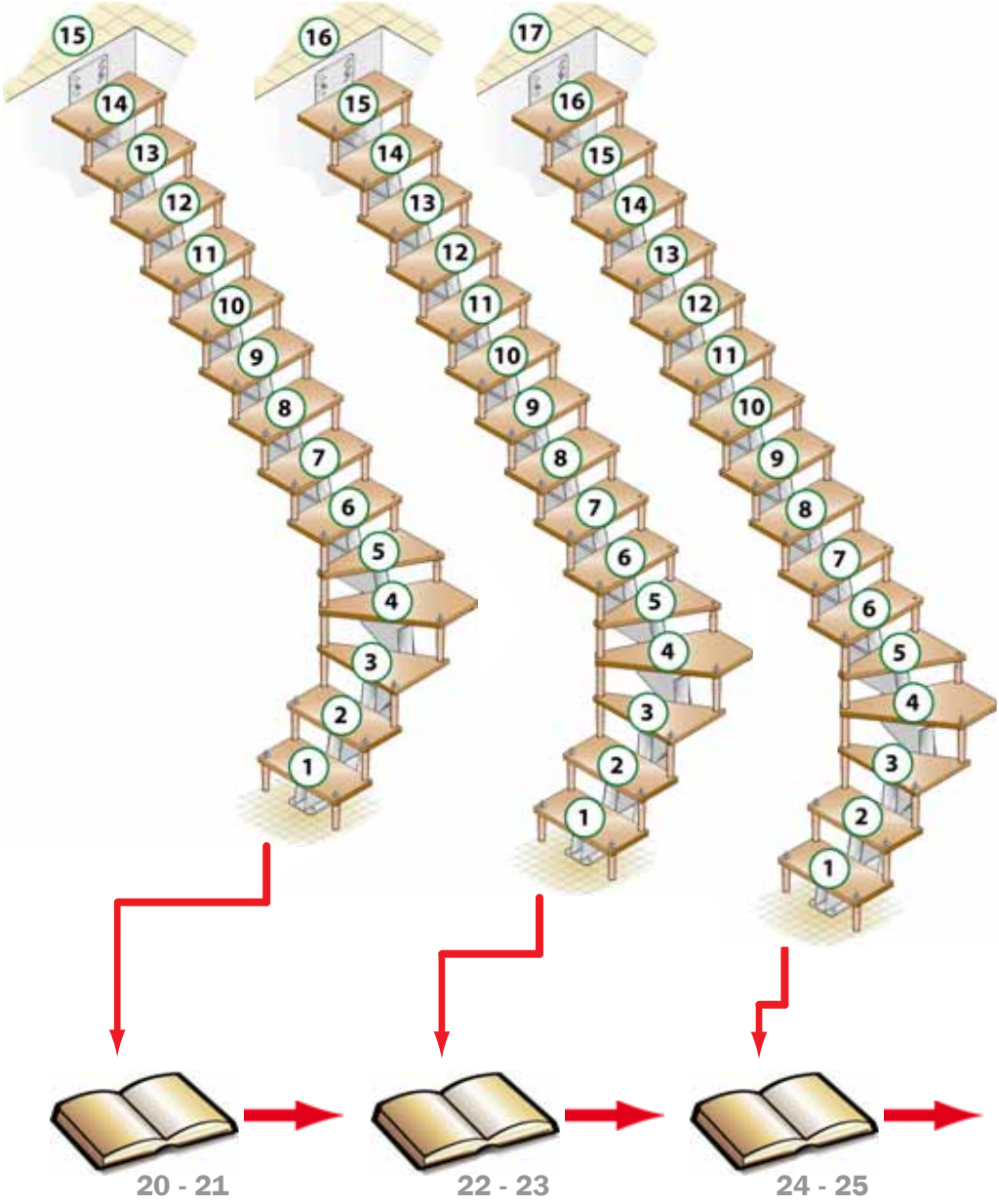
15
14
13
12
11
10
9
8
7
6
5
4
3
2
1
16
15
14
13
12
11
10
9
8
7
6
5
4
3
2
1
17
16
15
14
13
12
11
10
9
8
7
6
5
4
3
2
1
20 - 21
22 - 23
24 - 25

H	031078
218	0
219	2
220	4
221	6
222	8
223	10
224	11
225	13
226	15
227	17
228	19
229	20
230	22
231	24
232	26
233	28
234	30
235	31
236	33
237	35
238	37
239	39
240	40
241	42
242	44
243	46
244	48
245	50
246	51
247	53
248	55
249	57
250	59
251	60
252	62
253	64
254	66
255	68
256	70
257	71
258	73
259	75
260	77
261	79
262	80

H	031078
263	82
264	84
265	86
266	88
267	90
268	91
269	93
270	95
271	97
272	99
273	100

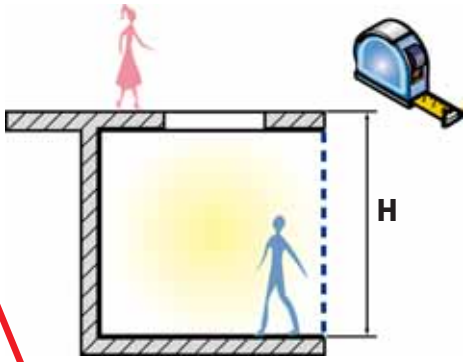

H = 272 ➤ 031078 = 99

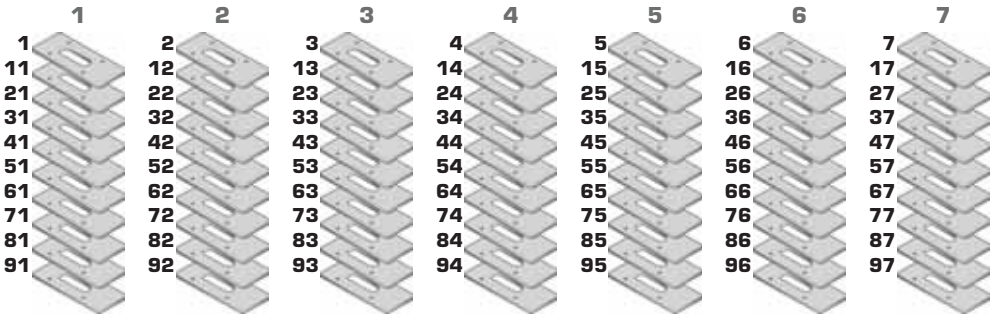

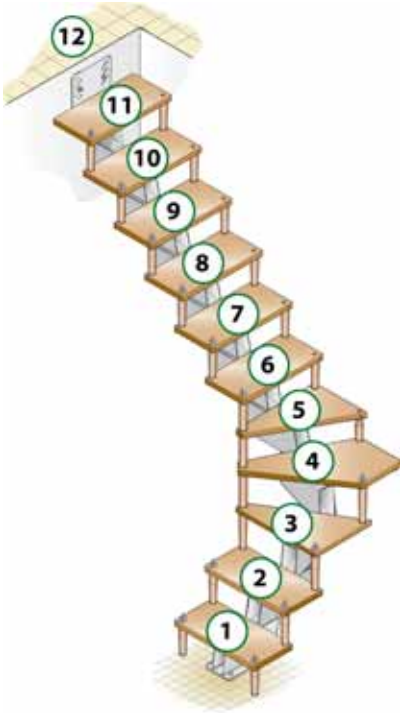
12
11
10
9
8
7
6
5
4
3
2
1

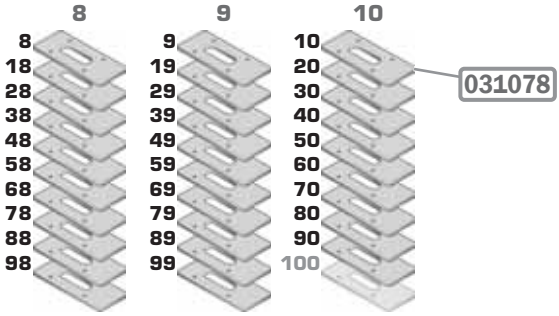
8
8
18
28
38
48
58
68
78
88
98
9
9
19
29
39
49
59
69
79
89
99
10
10
20
30
40
50
60
70
80
90
100
031078

H	031078
236	0
237	2
238	4
239	6
240	7
241	9
242	11
243	13
244	15
245	17
246	18
247	20
248	22
249	24
250	26
251	28
252	29
253	31
254	33
255	35
256	37
257	39
258	40
259	42
260	44
261	46
262	48
263	50
264	51
265	53
266	55
267	57
268	59
269	61
270	62
271	64
272	66
273	68
274	70
275	72
276	73
277	75
278	77
279	79
280	81

H	031078
281	83
282	84
283	86
284	88
285	90
286	92
287	94
288	95
289	97
290	99
291	101
292	103
293	105
294	106
295	108
296	110

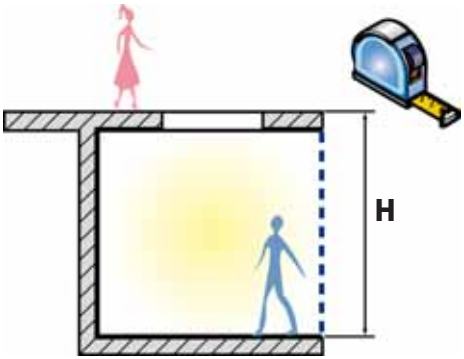

H = 293 ➤ 031078 = 105

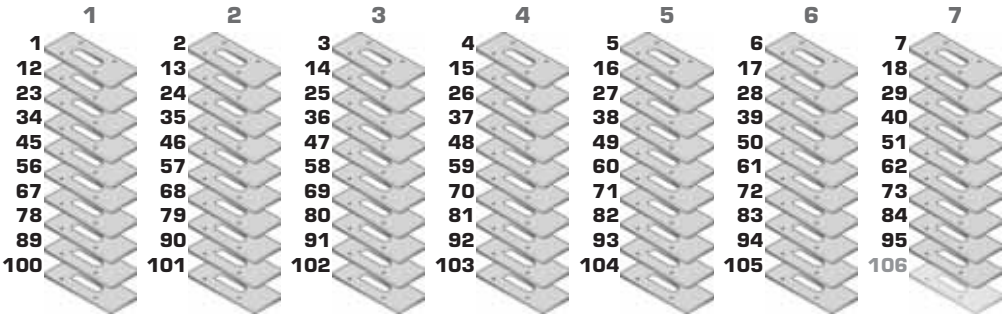

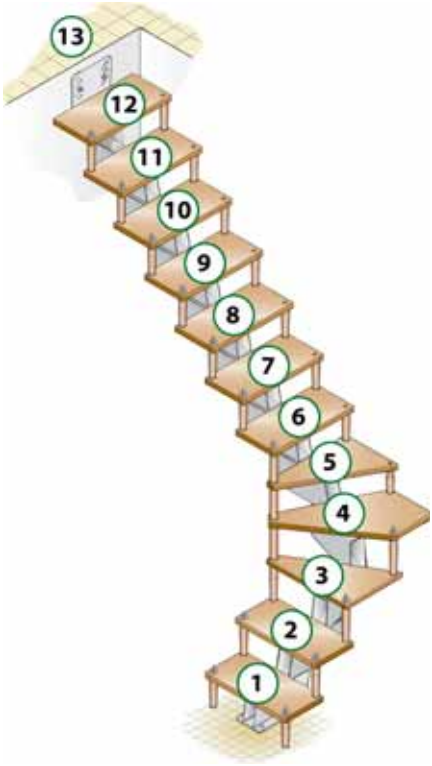
13
12
11
10
9
8
7
6
5
4
3
2
1

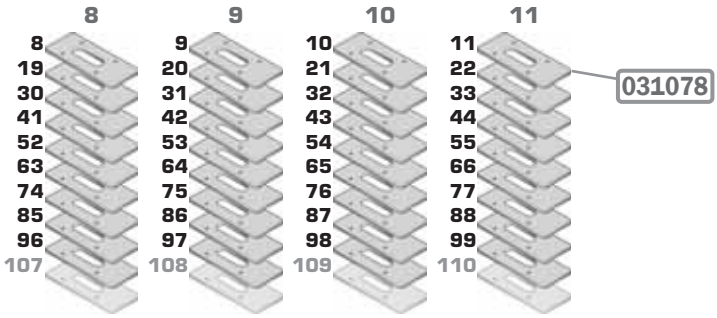
8
8
19
30
41
52
63
74
85
96
107
9
9
20
31
42
53
64
75
86
97
108
10
10
21
32
43
54
65
76
87
98
109
11
11
22
33
44
55
66
77
88
99
110
031078

H	031078
254	0
255	2
256	4
257	6
258	8
259	10
260	12
261	13
262	15
263	17
264	19
265	21
266	23
267	24
268	26
269	28
270	30
271	32
272	34
273	36
274	37
275	39
276	41
277	43
278	45
279	47
280	48
281	50
282	52
283	54
284	56
285	58
286	60
287	61
288	63
289	65
290	67
291	69
292	71
293	72
294	74
295	76
296	78
297	80
298	82

H	031078
299	84
300	85
301	87
302	89
303	91
304	93
305	95
306	96
307	98
308	100
309	102
310	104
311	106
312	108
313	109
314	111
315	113
316	115
317	117
318	119
319	120

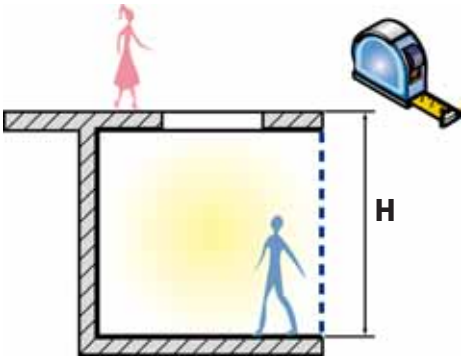

H = 276 ➤ 031078 = 41

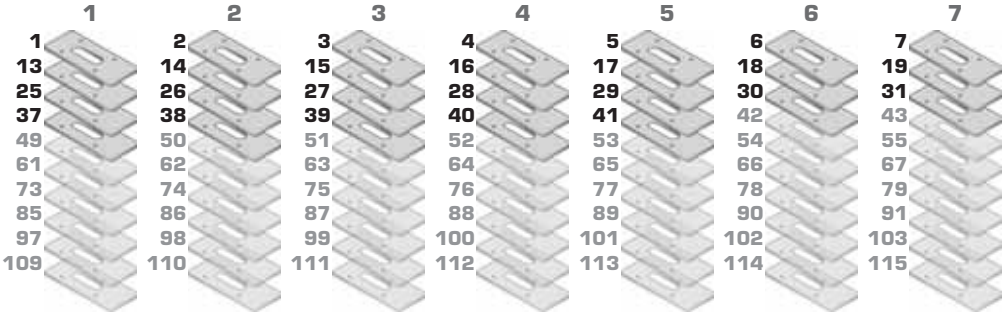

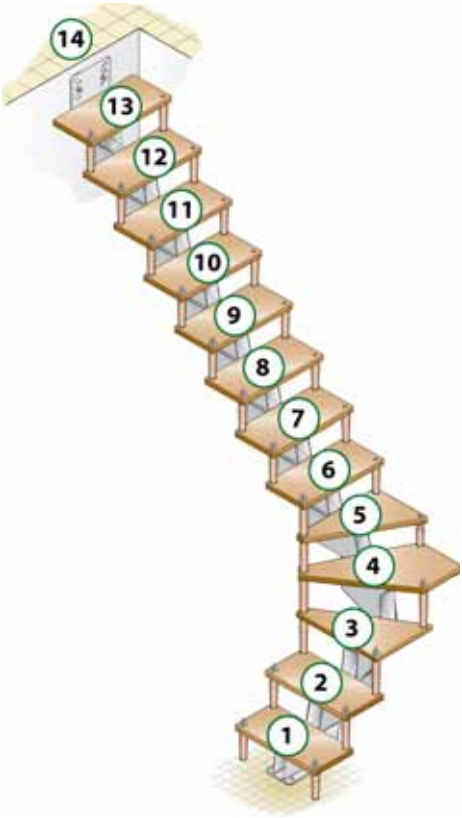
14
13
12
11
10
9
8
7
6
5
4
3
2
1

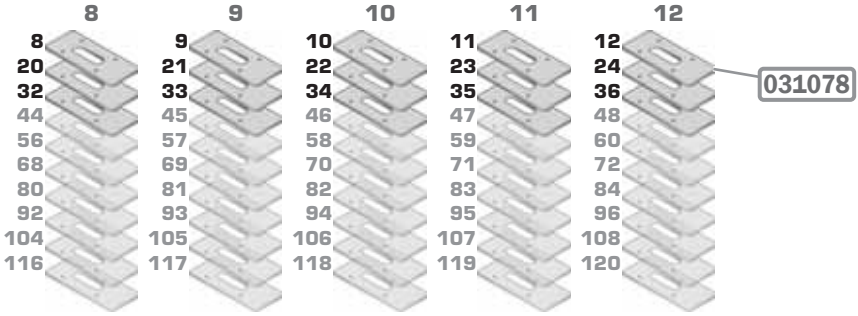
8
8
20
32
44
56
68
80
92
104
116
9
9
21
33
45
57
69
81
93
105
117
10
10
22
34
46
58
70
82
94
106
118
11
11
23
35
47
59
71
83
95
107
119
12
12
24
36
48
60
72
84
96
108
120
031078

H	031078
272	0
273	2
274	4
275	6
276	8
277	10
278	12
279	13
280	15
281	17
282	19
283	21
284	23
285	25
286	26
287	28
288	30
289	32
290	34
291	36
292	38
293	39
294	41
295	43
296	45
297	47
298	49
299	51
300	52
301	54
302	56
303	58
304	60
305	62
306	64
307	65
308	67
309	69
310	71
311	73
312	75
313	77
314	78
315	80
316	82

H	031078
317	84
318	86
319	88
320	90
321	91
322	93
323	95
324	97
325	99
326	101
327	103
328	104
329	106
330	108
331	110
332	112
333	114
334	116
335	117
336	119
337	121
338	123
339	125
340	127
341	129
342	130

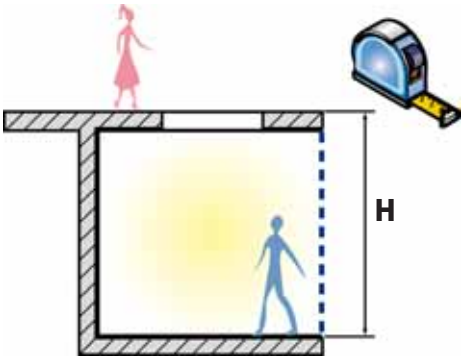

H = 335 ➡ 031078 = 117

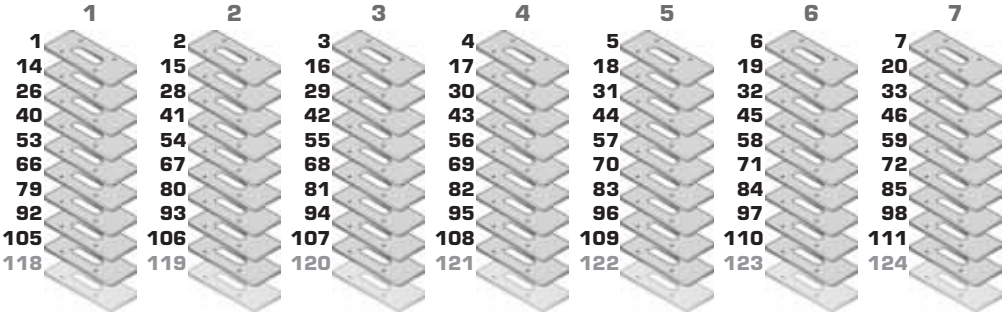

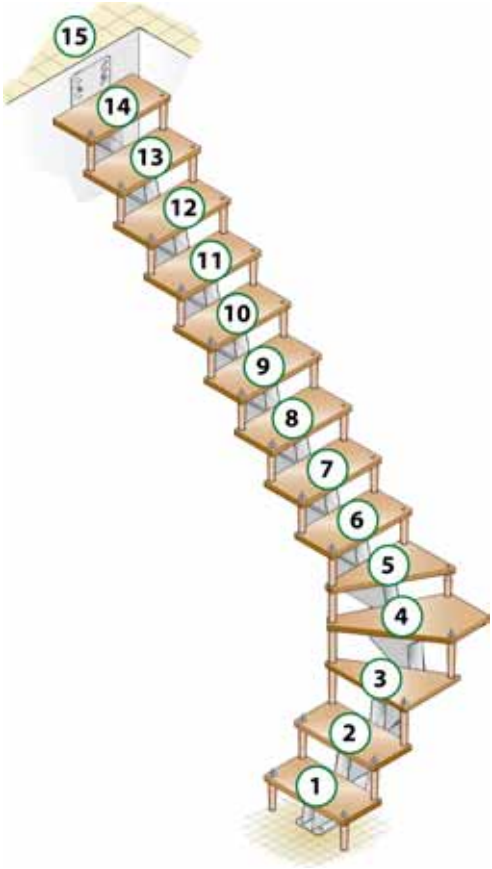
15
14
13
12
11
10
9
8
7
6
5
4
3
2
1

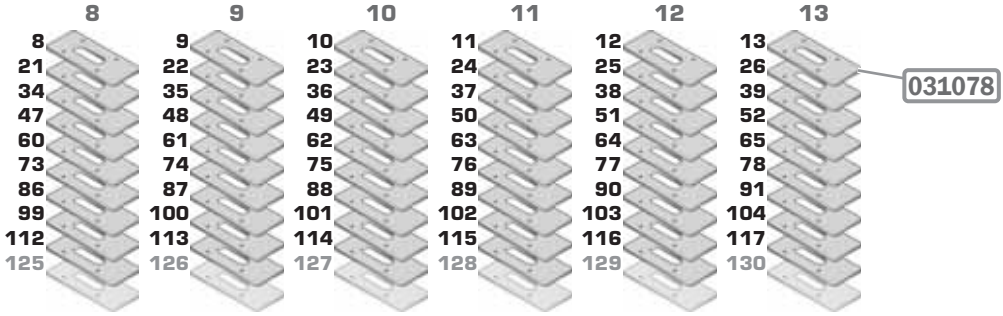
8
8
21
34
47
60
73
86
99
112
125
9
9
22
35
48
61
74
87
100
113
126
10
10
23
36
49
62
75
88
101
114
127
11
11
24
37
50
63
76
89
102
115
128
12
12
25
38
51
64
77
90
103
116
129
13
13
26
39
52
65
78
91
104
117
130
031078

H	031078
290	0
291	2
292	4
293	6
294	8
295	10
296	12
297	14
298	15
299	17
300	19
301	21
302	23
303	25
304	27
305	28
306	30
307	32
308	34
309	36
310	38
311	40
312	42
313	43
314	45
315	47
316	49
317	51
318	53
319	55
320	56
321	58
322	60
323	62
324	64
325	66
326	68
327	70
328	71
329	73
330	75
331	77
332	79
333	81
334	83

H	031078
335	84
336	86
337	88
338	90
339	92
340	94
341	96
342	98
343	99
344	101
345	103
346	105
347	107
348	109
349	111
350	112
351	114
352	116
353	118
354	120
355	122
356	124
357	126
358	127
359	129
360	131
361	133
362	135
363	137
364	139
365	140

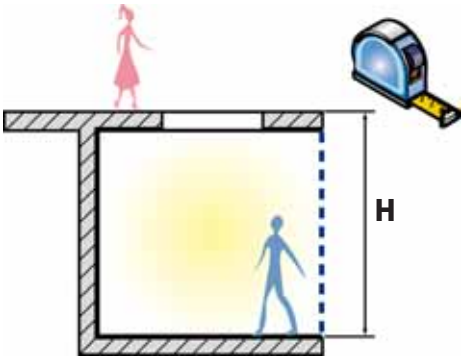

H = 353 ➤ 031078 = 118

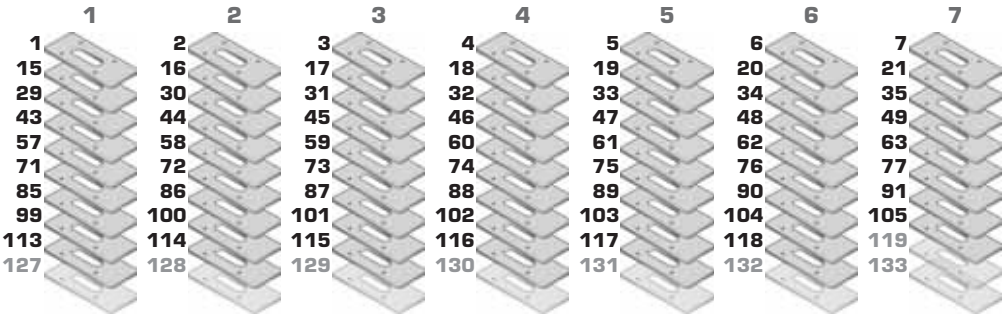

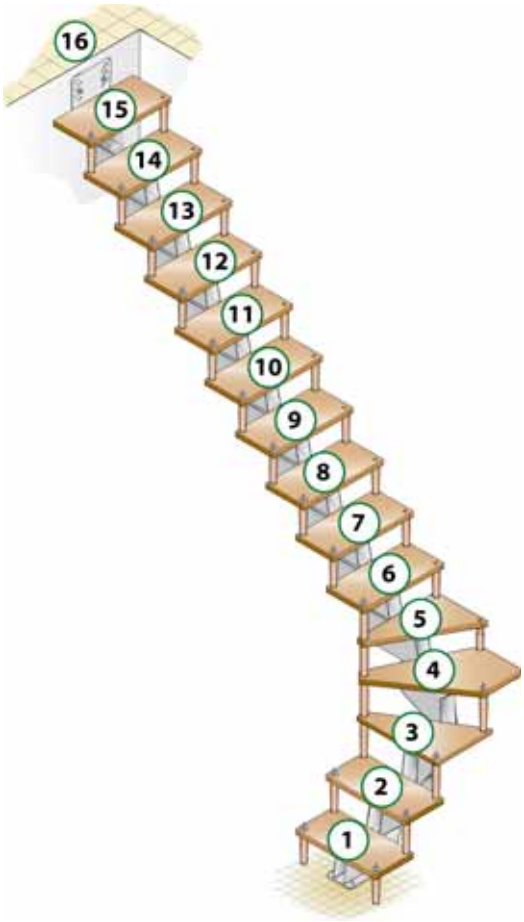
16
15
14
13
12
11
10
9
8
7
6
5
4
3
2
1


8
8
22
36
50
64
78
92
106
120
134
9
9
23
37
51
65
79
93
107
121
135
10
10
24
38
52
66
80
94
108
122
136
11
11
25
39
53
67
81
95
109
123
137
12
12
26
40
54
68
82
96
110
124
138
13
13
27
41
55
69
83
97
111
125
139
14
14
28
42
56
70
84
98
112
126
140
031078

H	031078	H	031078
308	0	353	85
309	2	354	87
310	4	355	89
311	6	356	90
312	8	357	92
313	10	358	94
314	12	359	96
315	14	360	98
316	15	361	100
317	17	362	102
318	19	363	104
319	21	364	105
320	23	365	107
321	25	366	109
322	27	367	111
323	29	368	113
324	30	369	115
325	32	370	117
326	34	371	119
327	36	372	120
328	38	373	122
329	40	374	124
330	42	375	126
331	44	376	128
332	45	377	130
333	47	378	132
334	49	379	134
335	51	380	135
336	53	381	137
337	55	382	139
338	57	383	141
339	59	384	143
340	60	385	145
341	62		
342	64		
343	66		
344	68		
345	70		
346	72		
347	74		
348	75		
349	77		
350	79		
351	81		
352	83		

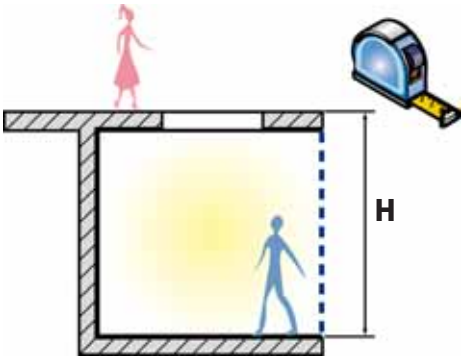

H = 371 ➤ 031078 = 119

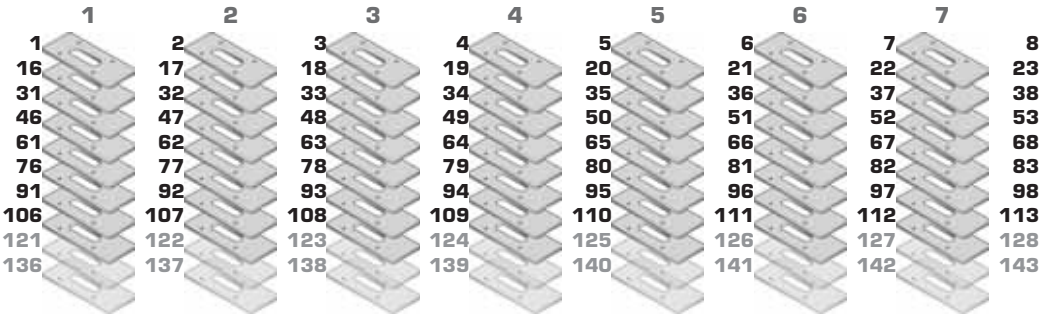

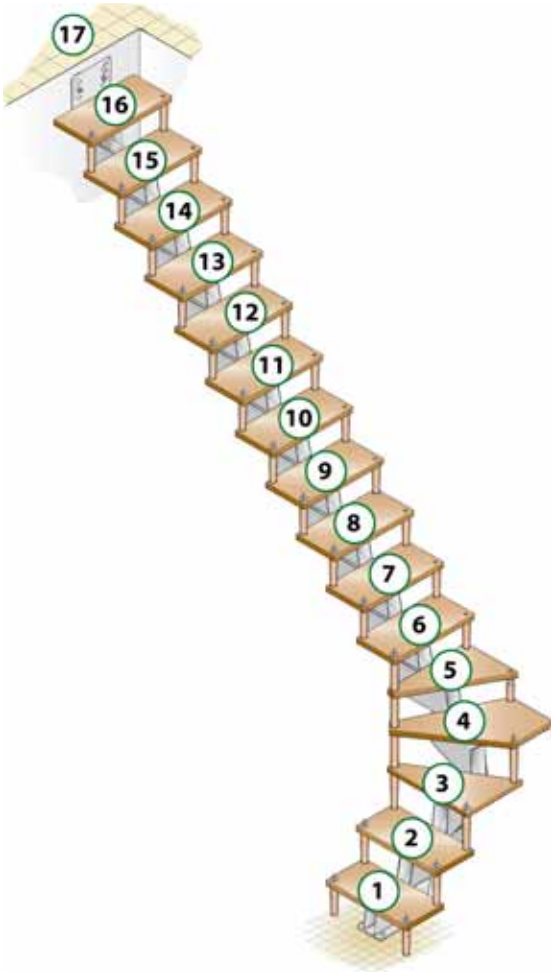
17
16
15
14
13
12
11
10
9
8
7
6
5
4
3
2
1

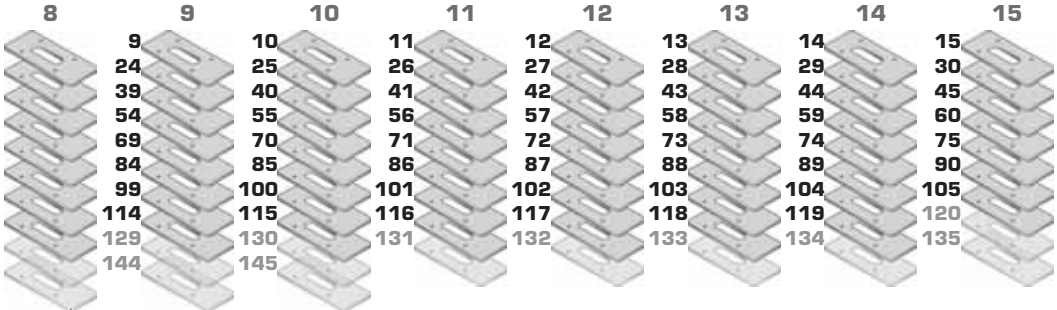
8
9
24
39
54
69
84
99
114
129
144
9
10
25
40
55
70
85
100
115
130
145
10
11
26
41
56
71
86
101
116
131
11
12
27
42
57
72
87
102
117
132
12
13
28
43
58
73
88
103
118
133
13
14
29
44
59
74
89
104
119
134
14
15
30
45
60
75
90
105
120
135
15

031078

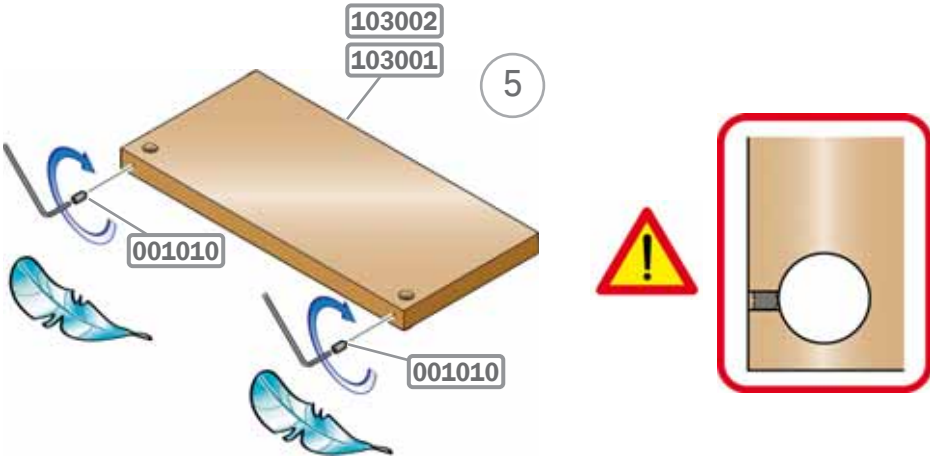
103002
103001
5
001010
001010

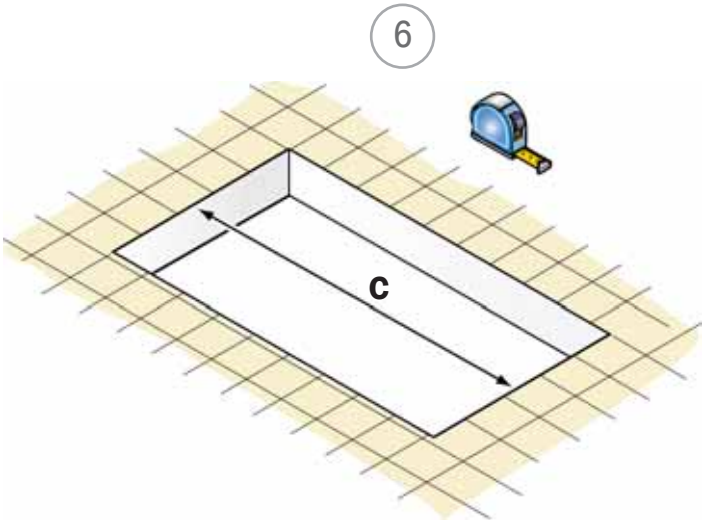
6
c

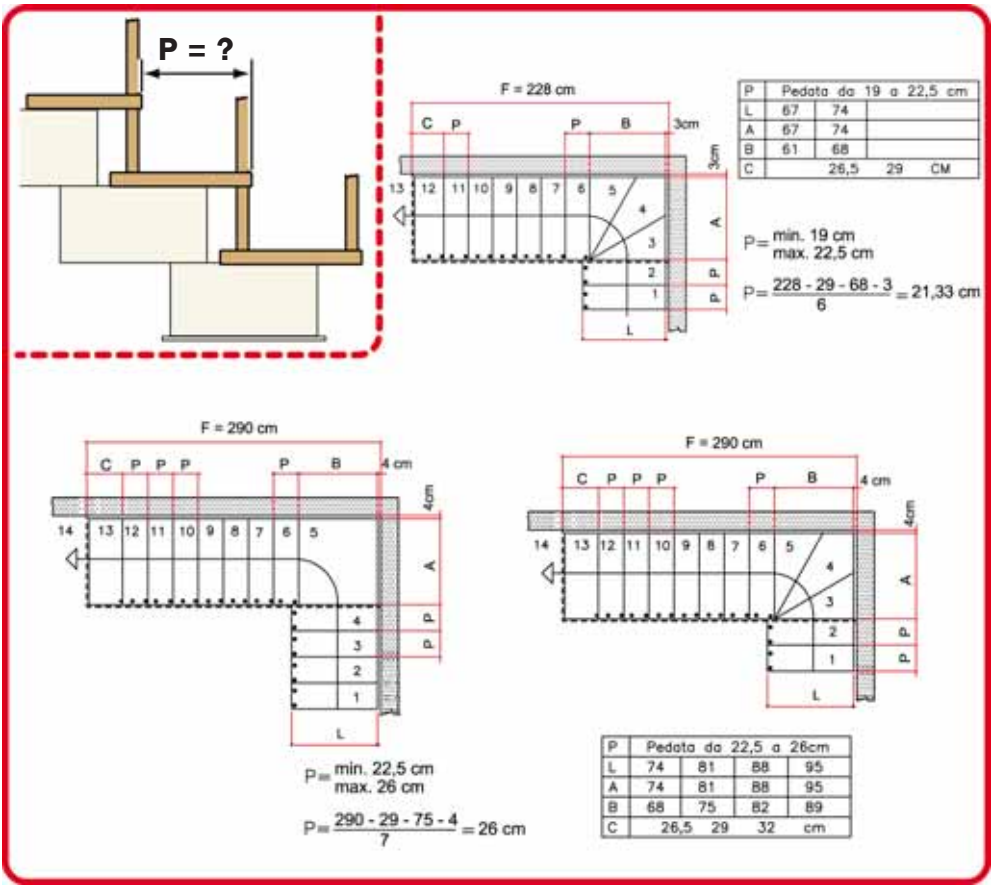

P	Pedata da 19 a 22,5 cm		
L	67	74	
A	67	74	
B	61	68	
C	26,5	29	CM

P	Pedata da 22,5 a 26cm			
L	74	81	88	95
A	74	81	88	95
B	68	75	82	89
C	26,5	29	32	cm

7

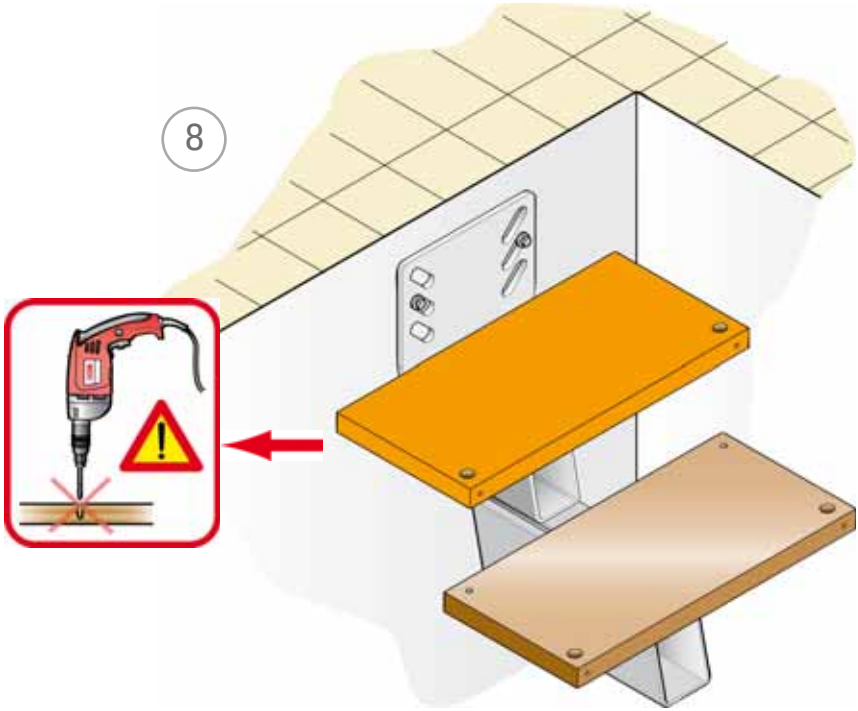
8

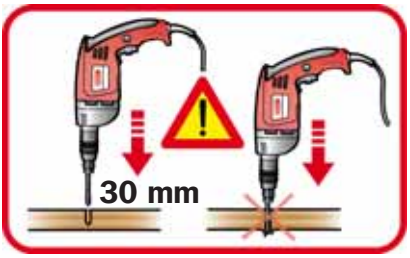
30 mm

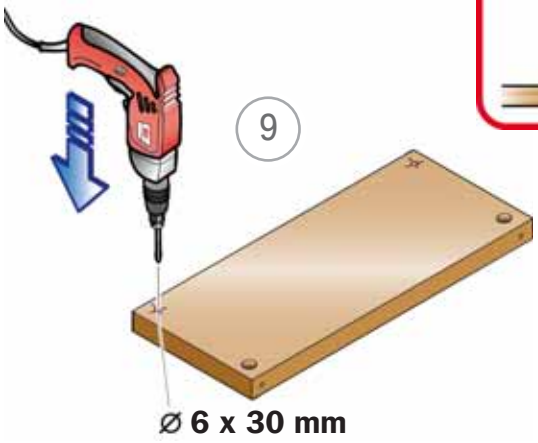
9
Ø 6 x 30 mm

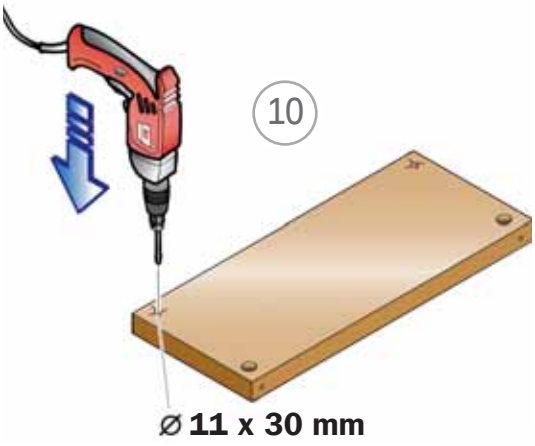
10
Ø 11 x 30 mm

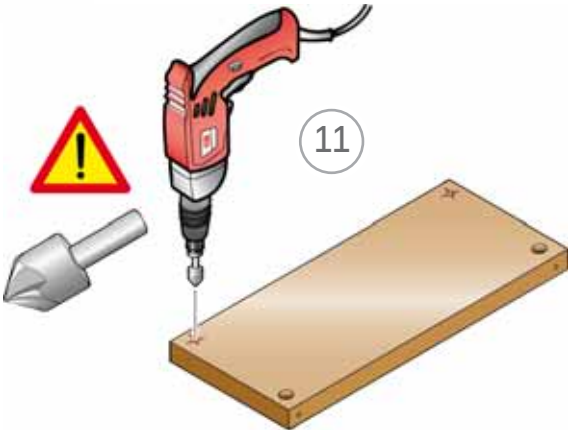
11

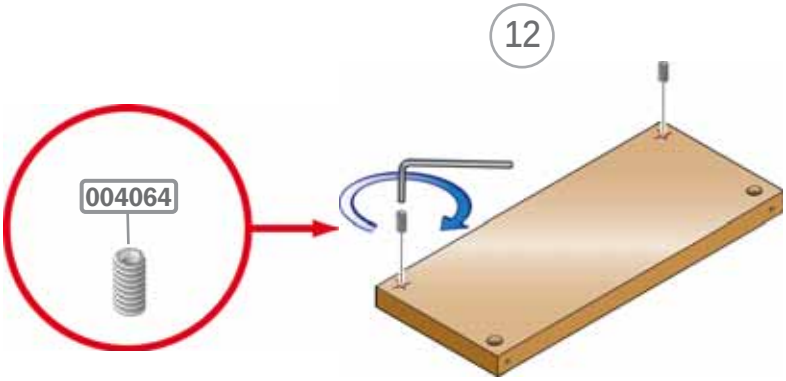
12
004064

13

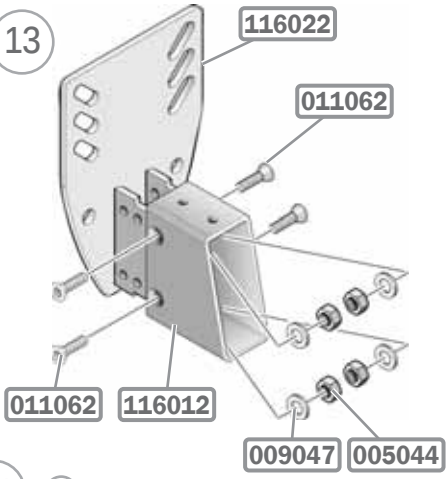

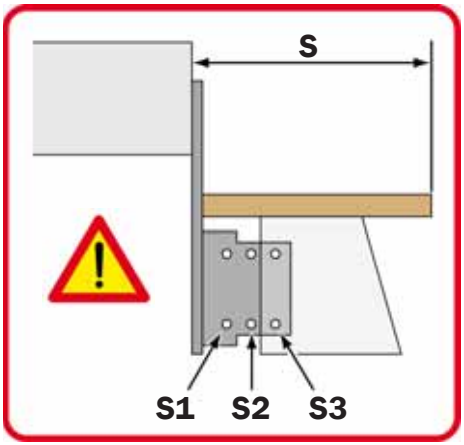

14 a **S1 = 26,5 cm**

14 b **S2 = 29 cm**

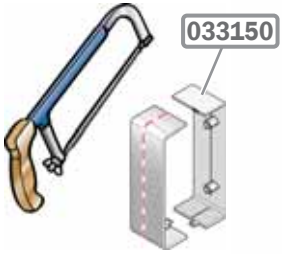

15 b

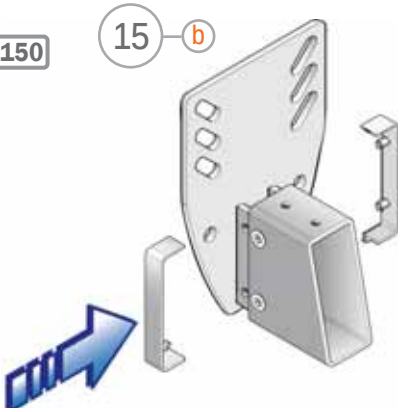

14 c **S3 = 32 cm**

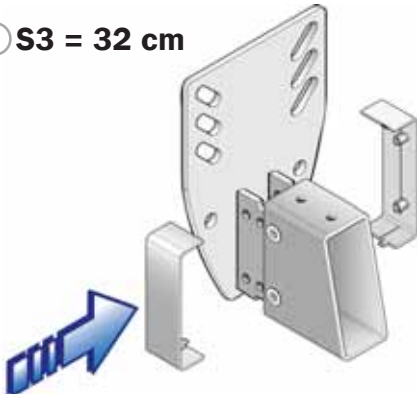

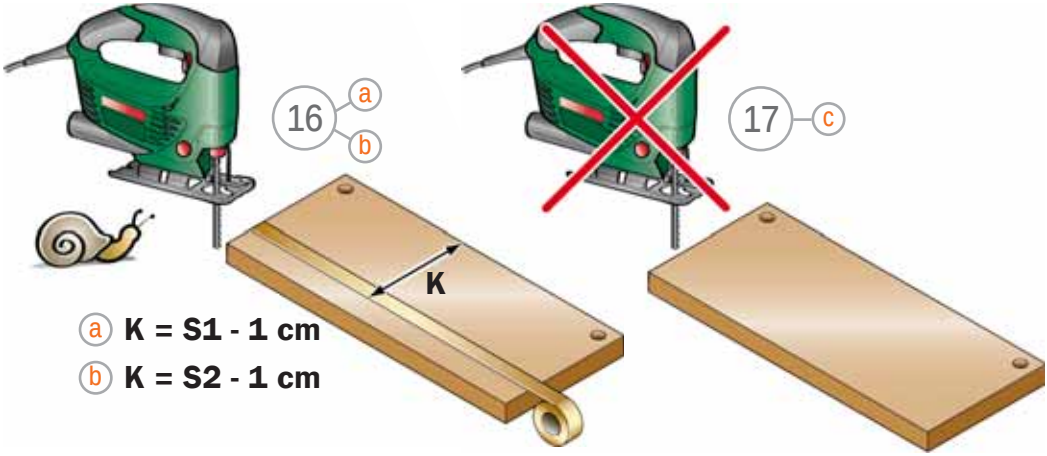

a **K = S1 - 1 cm**

b **K = S2 - 1 cm**

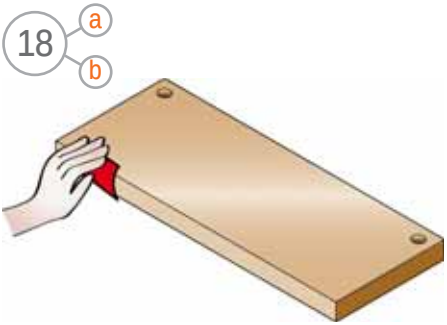

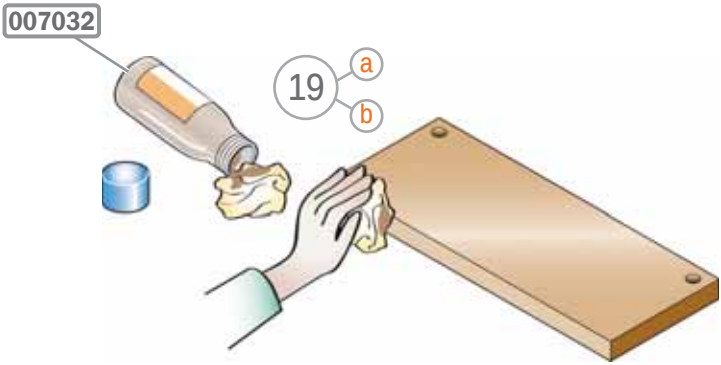

20

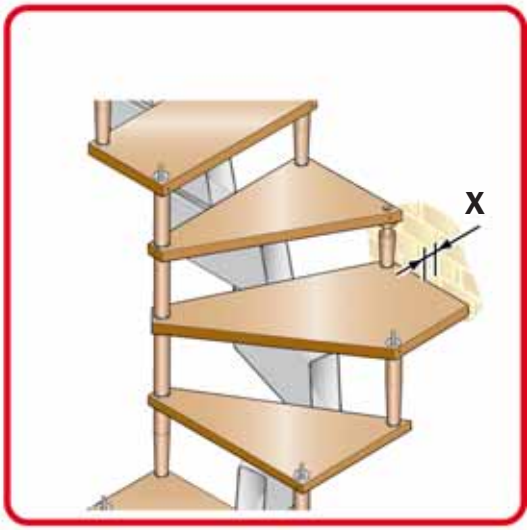

X = 2 ÷ 6 cm

21

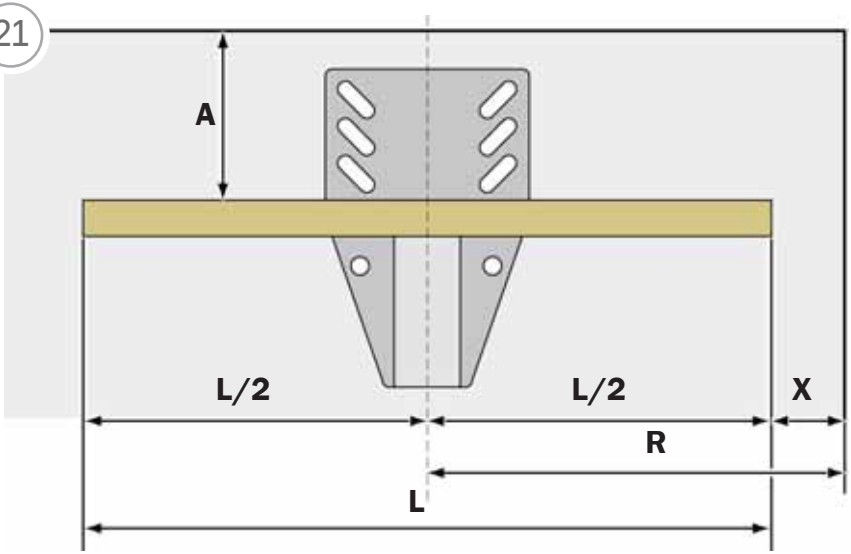

22

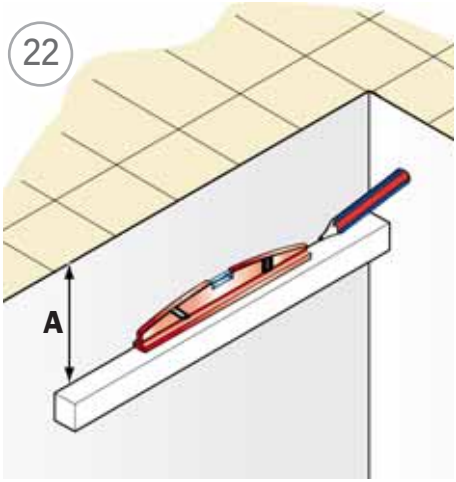

A =

23

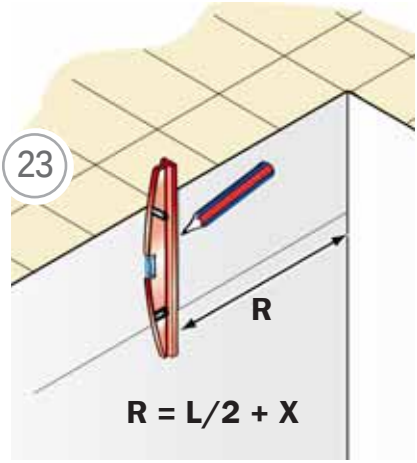

24

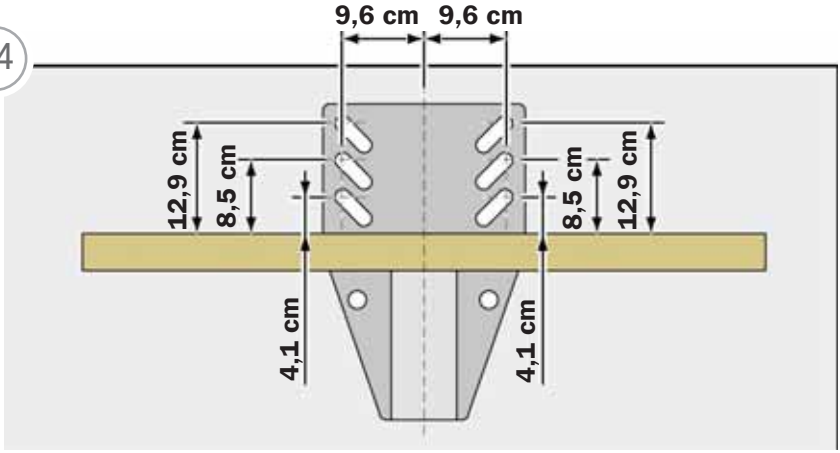

25

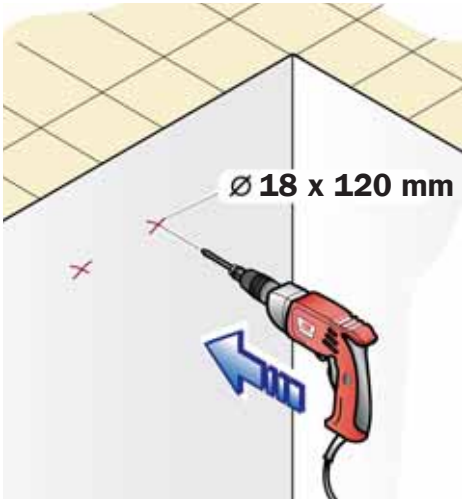

26

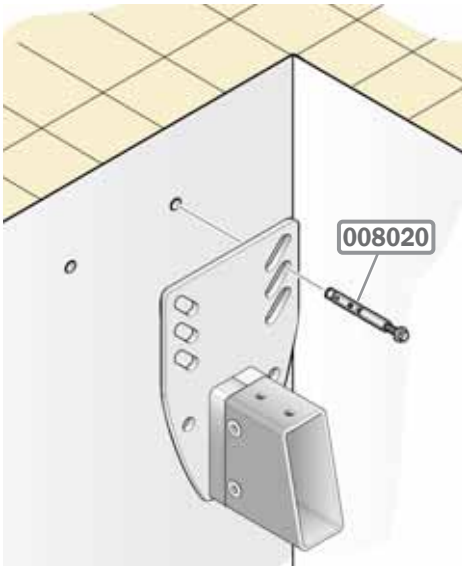

27

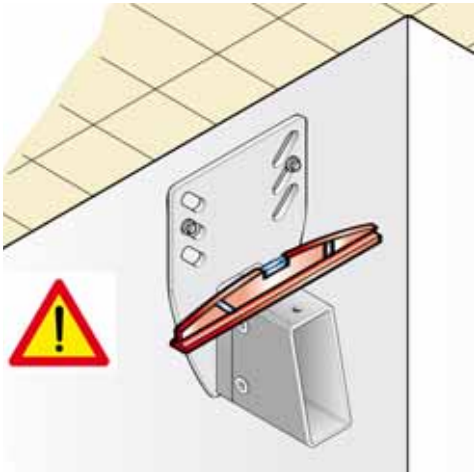

28

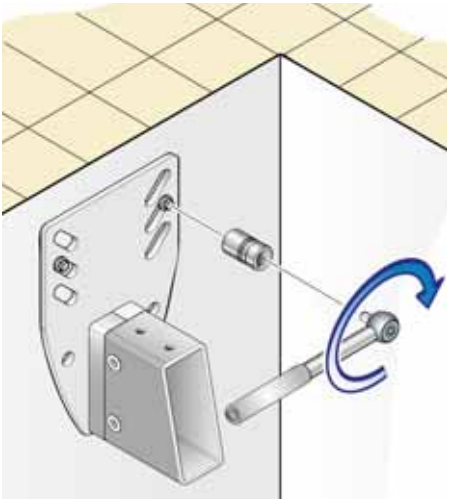

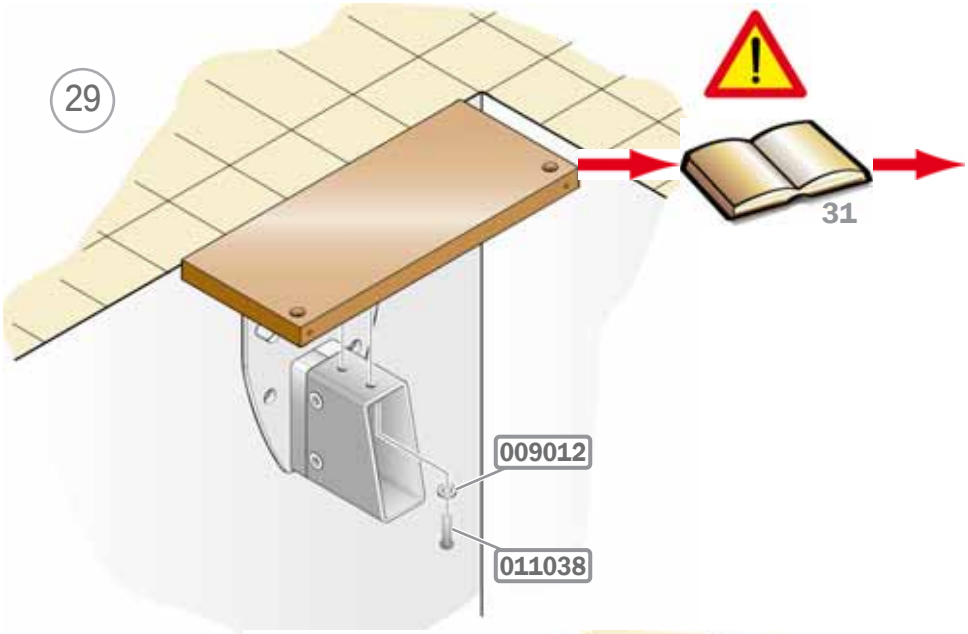
29
31
009012
011038

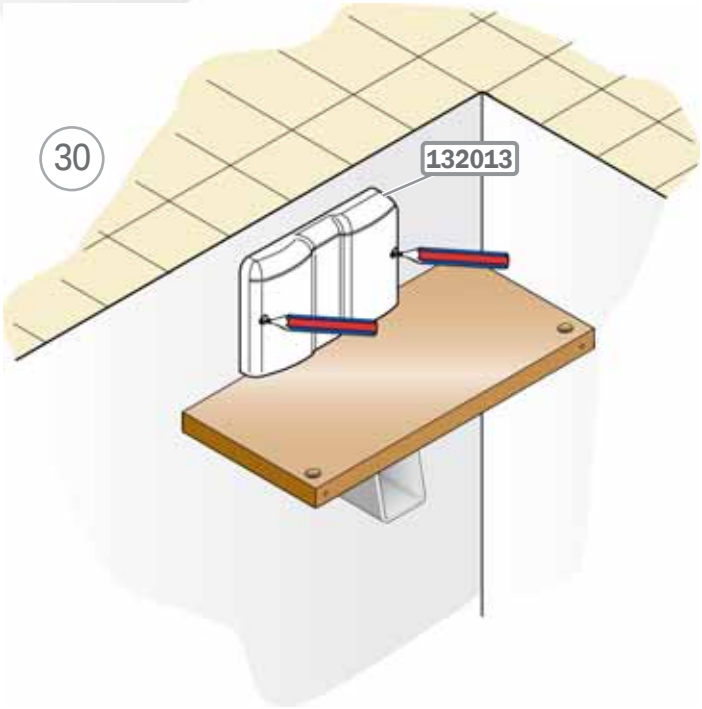
30
132013

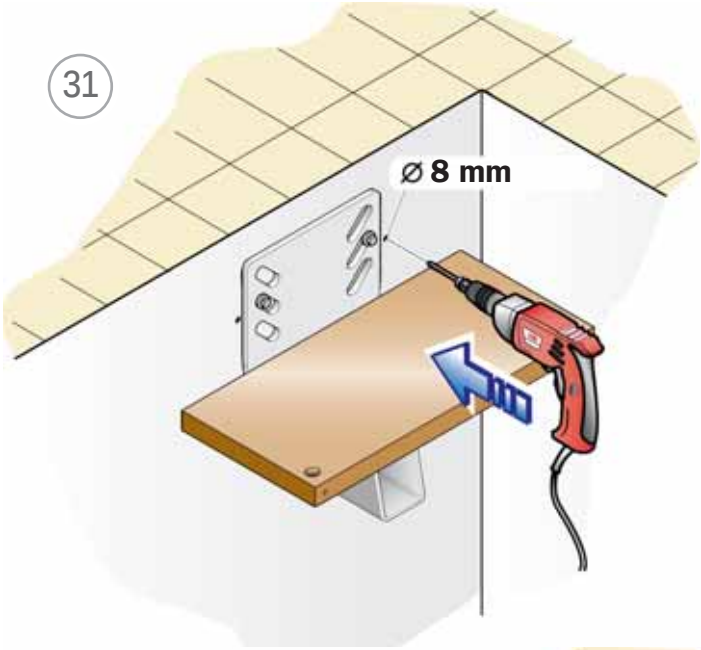
31
Ø 8 mm

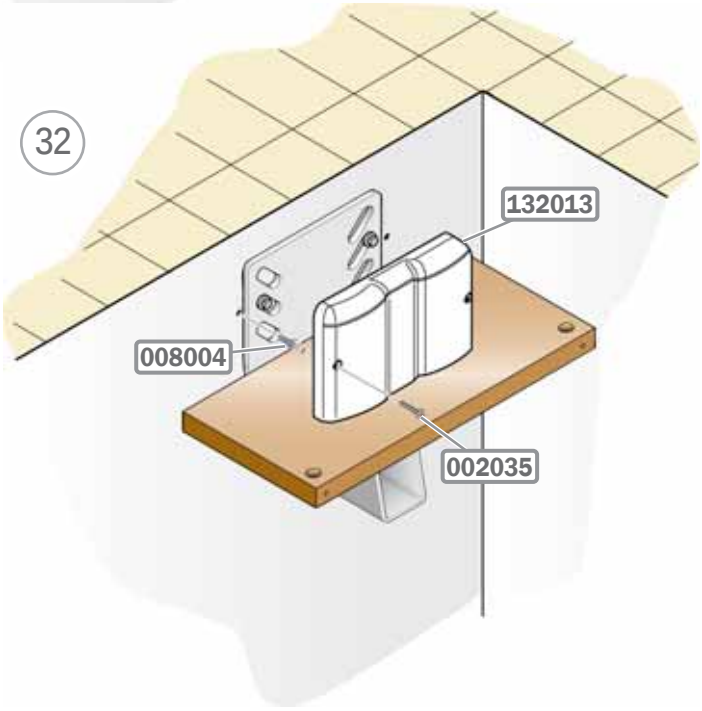
32
132013
008004
002035

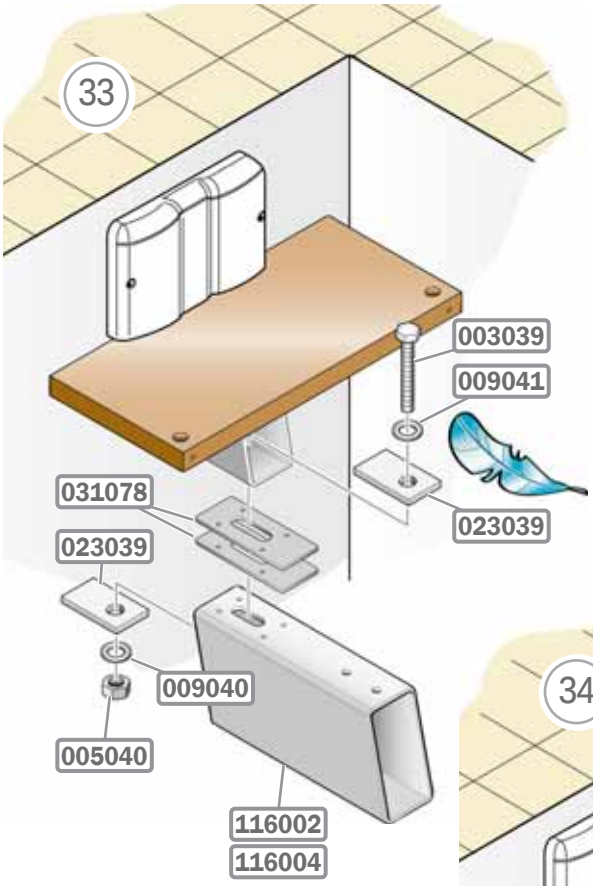
33
003039
009041
031078
023039
023039
009040
005040
116002
116004

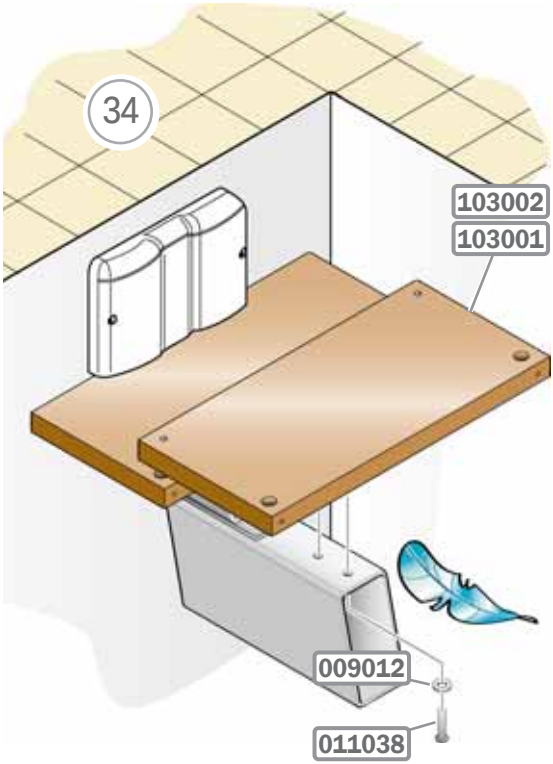
34
103002
103001
009012
011038

35

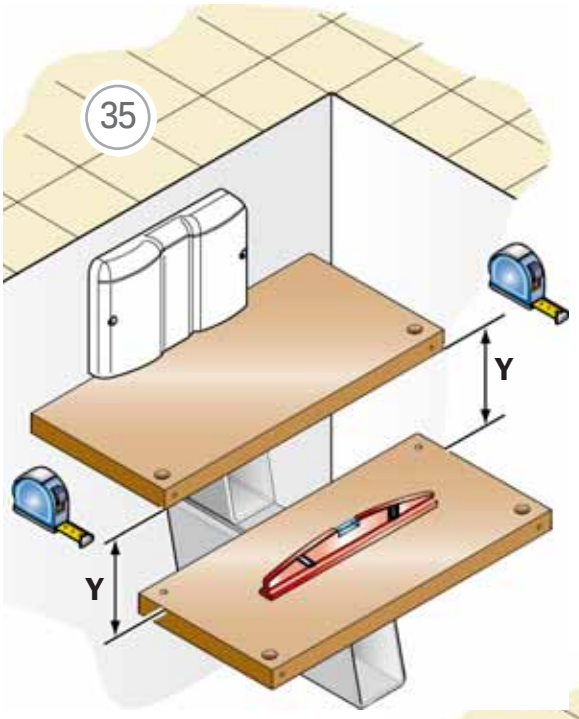

36

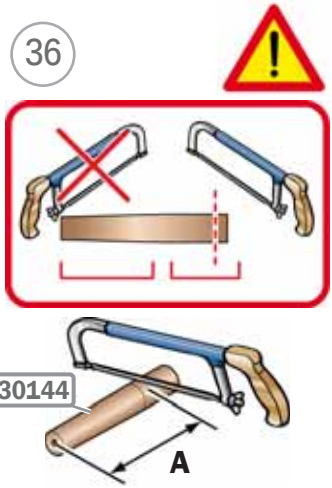

A = Y - 0,6 cm

37

38

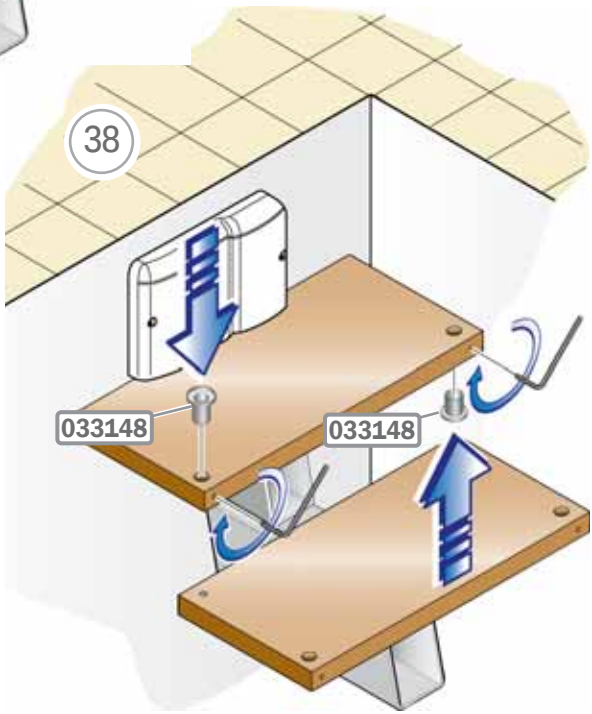

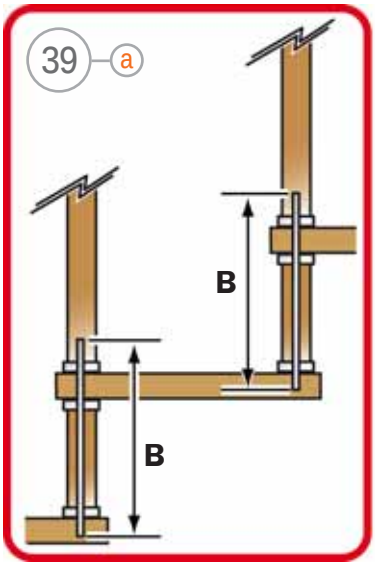

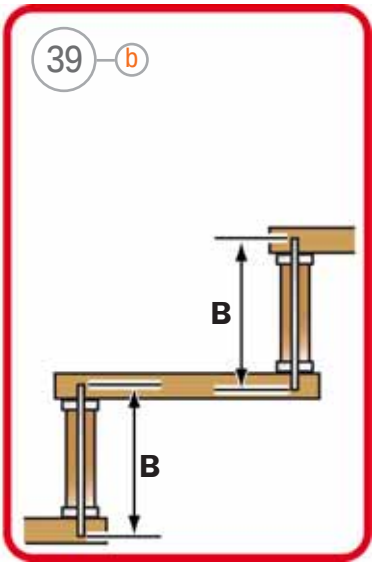

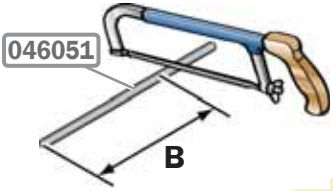

40 a **B = 4,2 cm + 4,2 cm + Y + 2,5 cm**

40 b **B = 4,2 cm + 4,2 cm + Y - 2 cm**

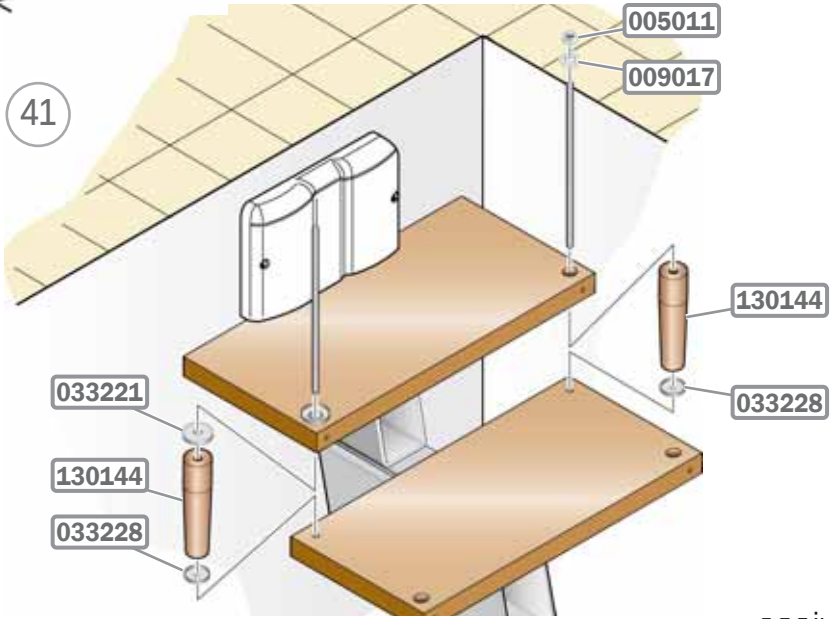

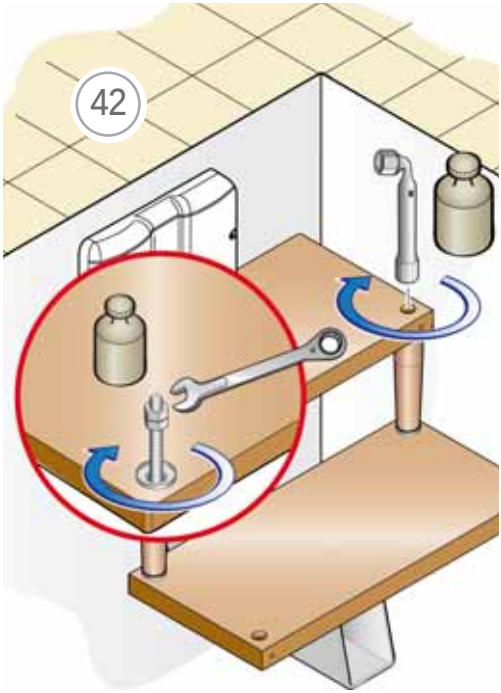
42

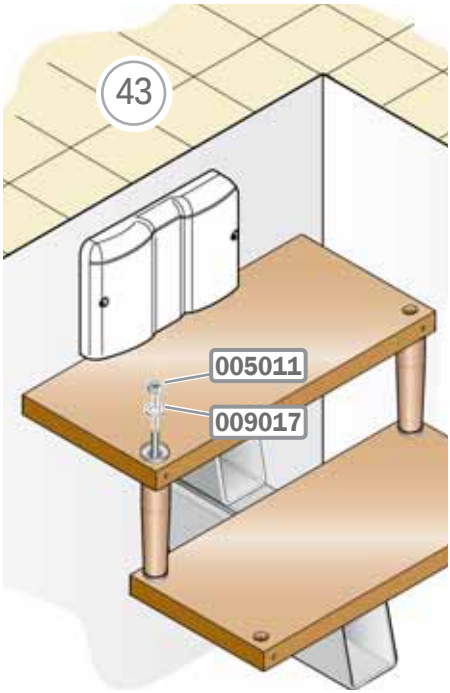
43
005011
009017

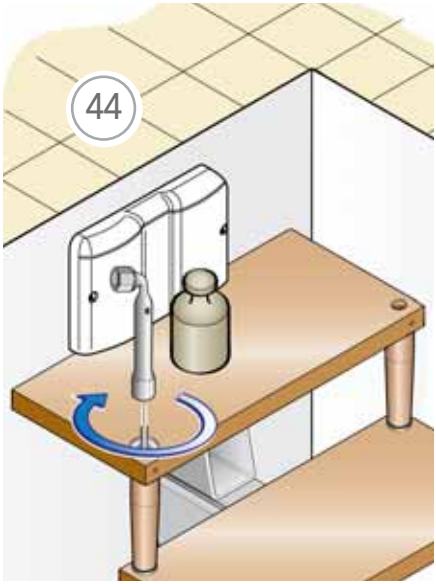
44

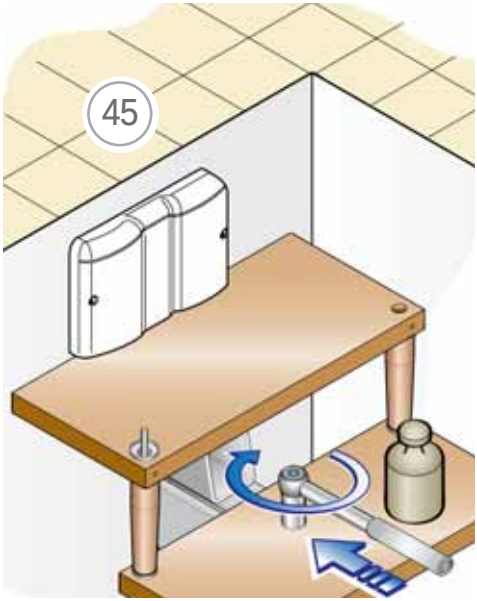
45

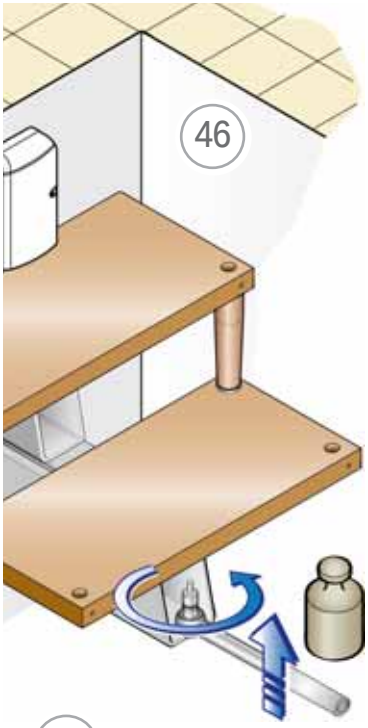
46

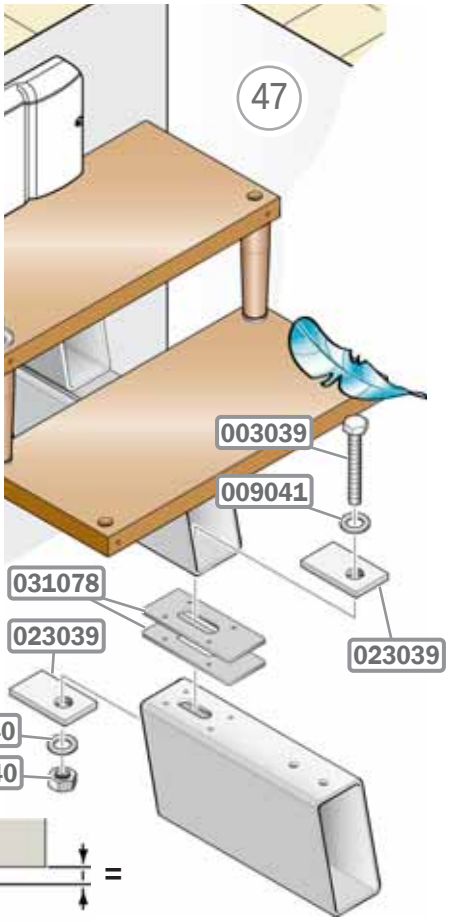
47
003039
009041
031078
023039
023039
009040
005040

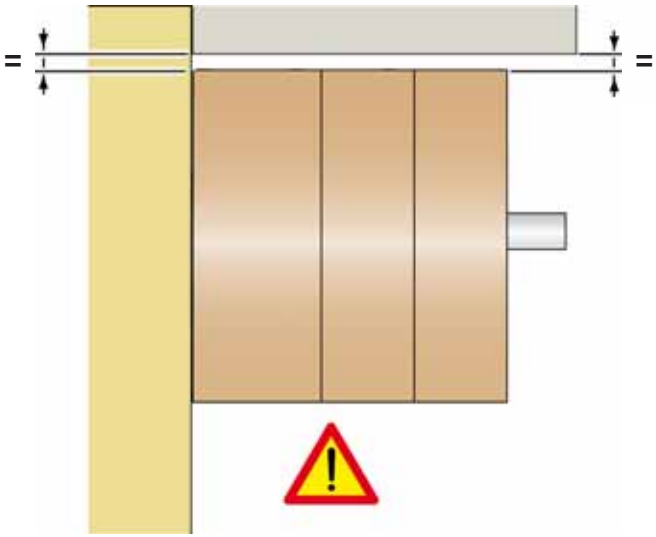
48
=
=

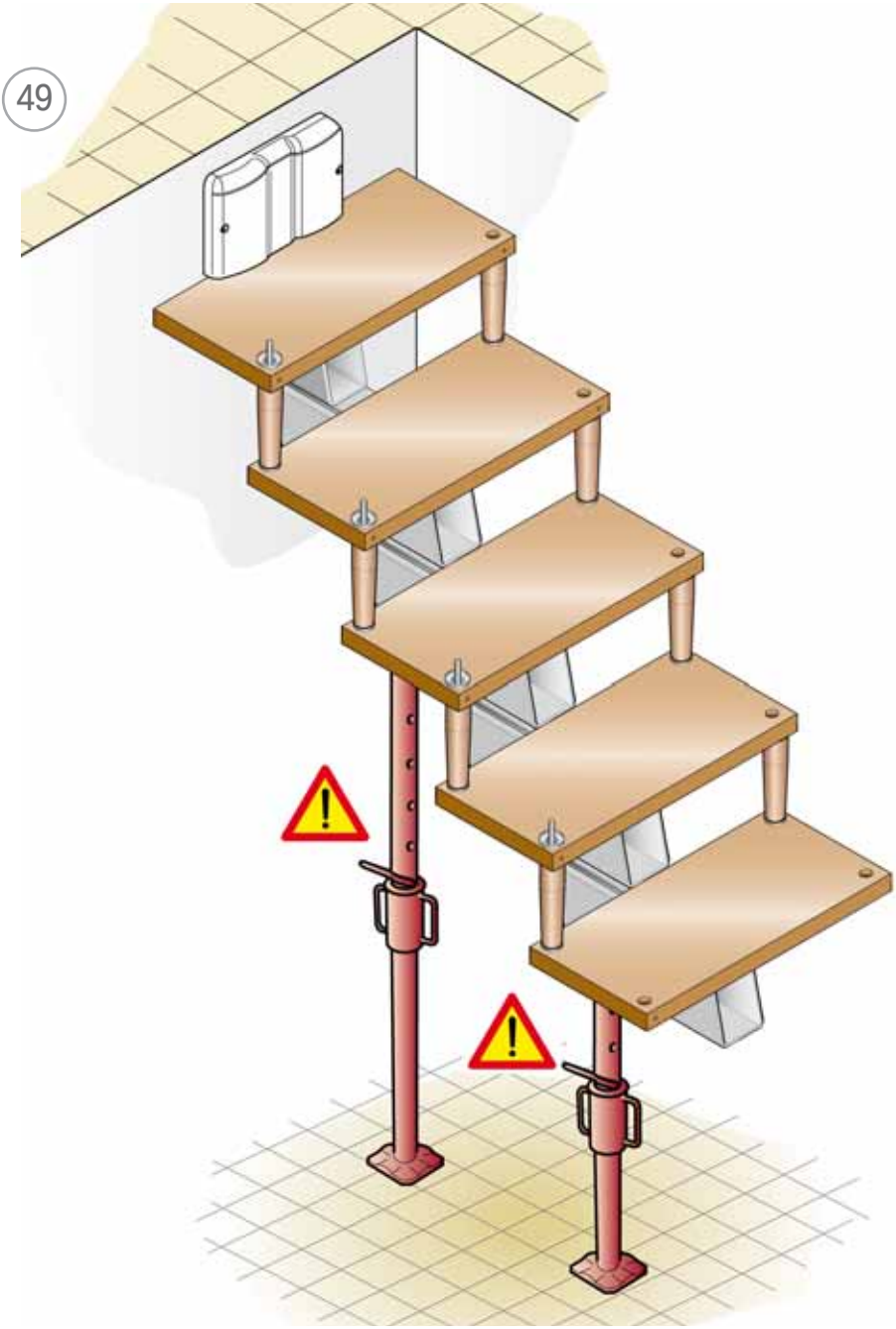
49

50

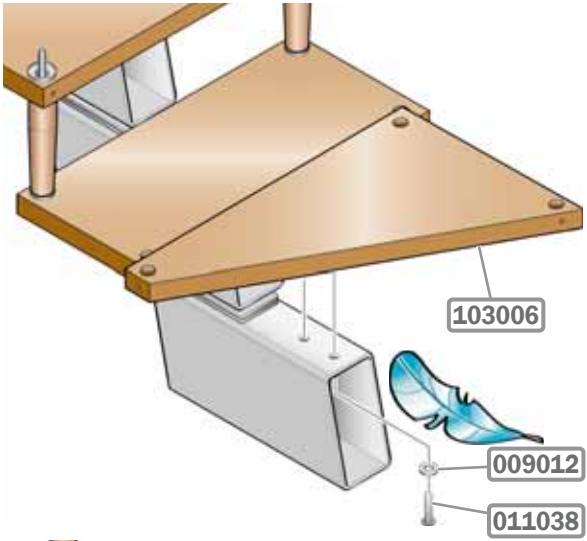

51

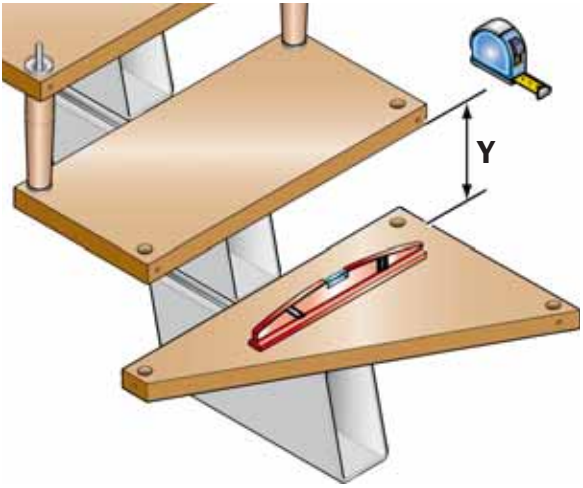

52

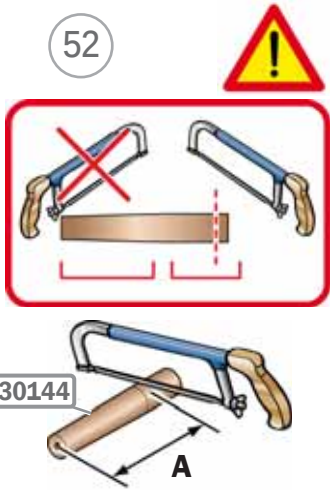

A = Y - 0,6 cm

53

54

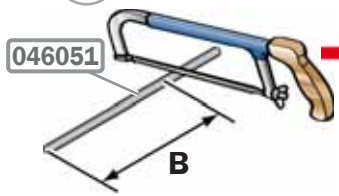

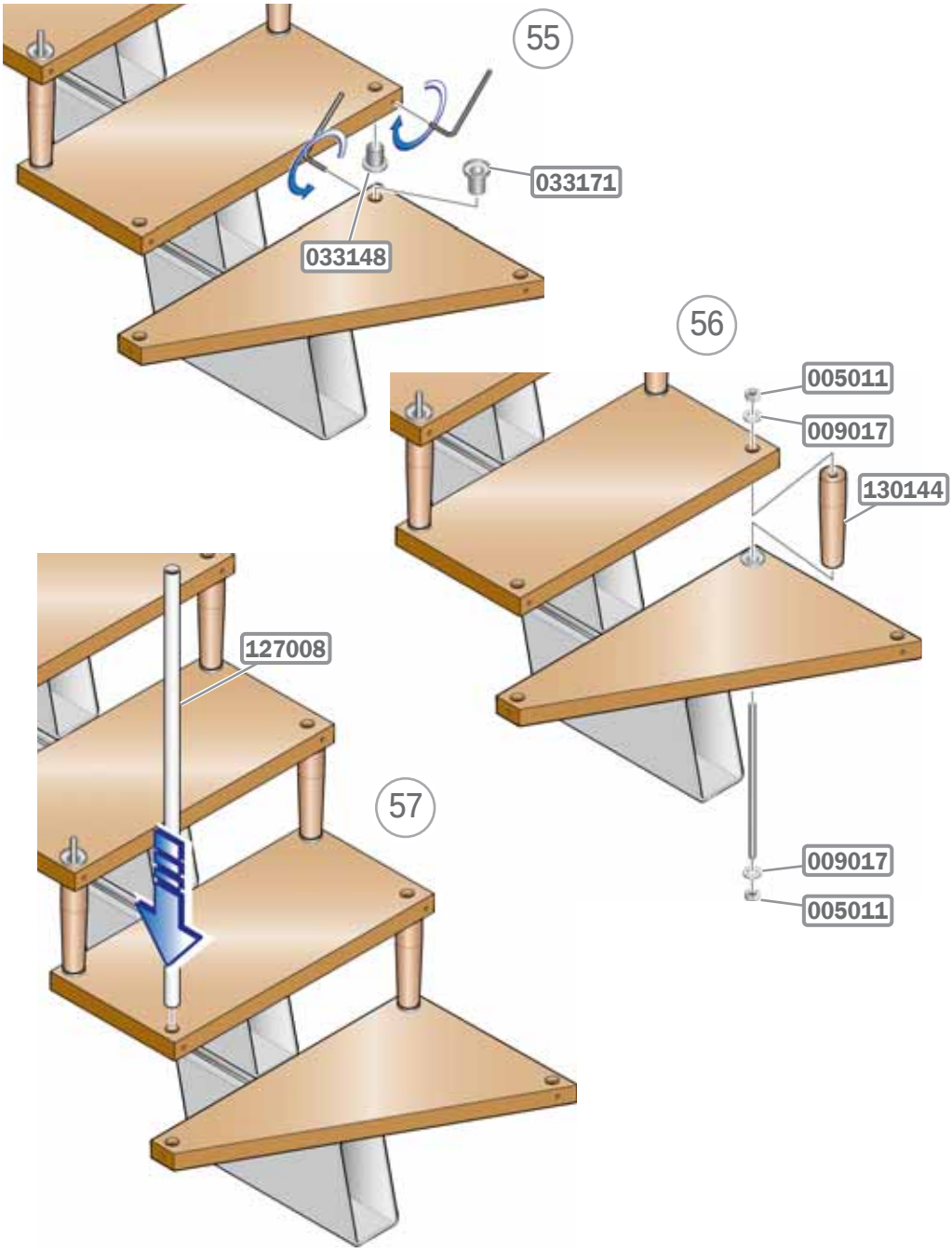
55
033171
033148
56
005011
009017
130144
009017
005011
127008
57

58

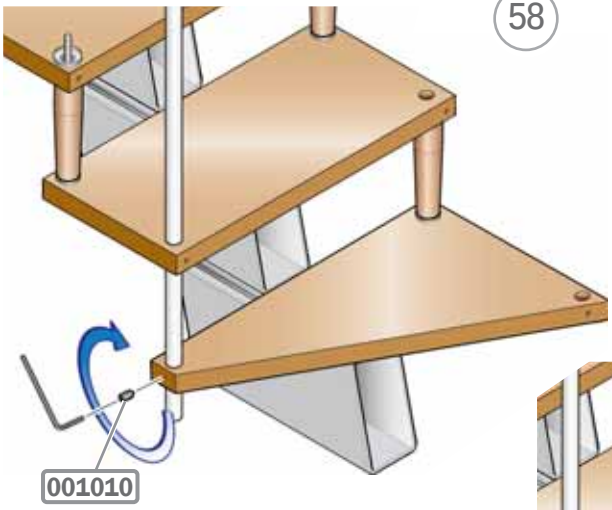

59

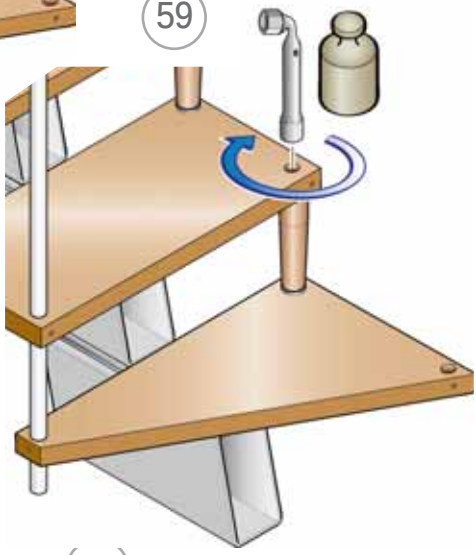

60

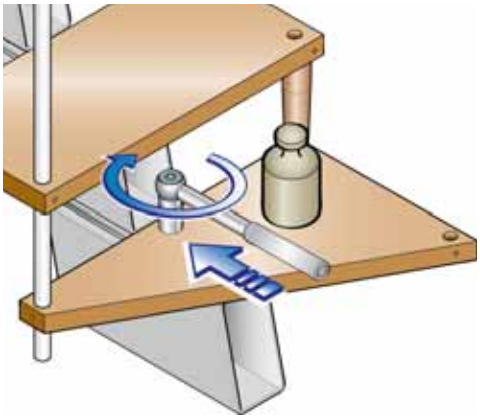

61

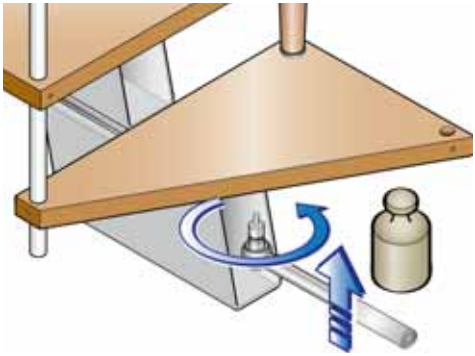

62

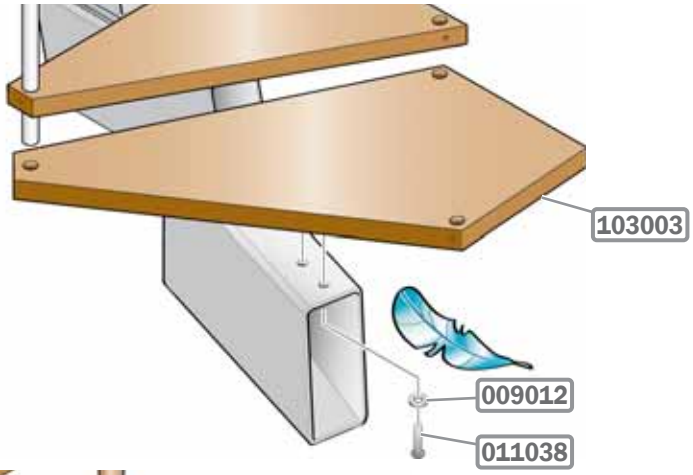

63

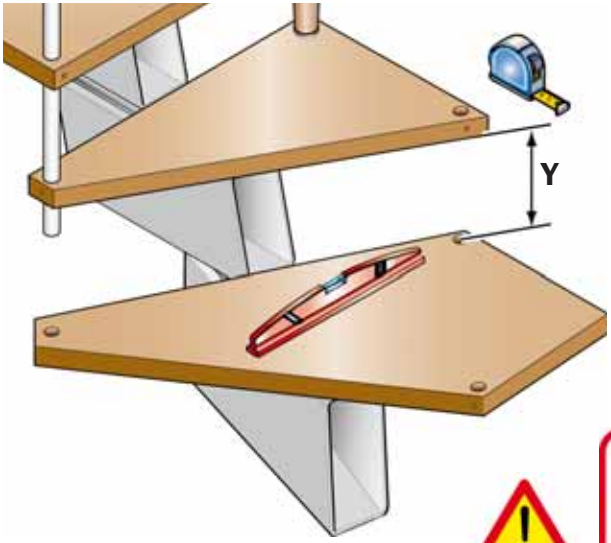

64

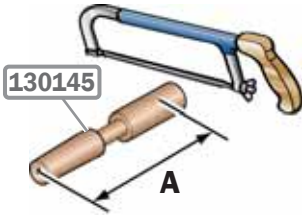

A = Y - 0,6 cm

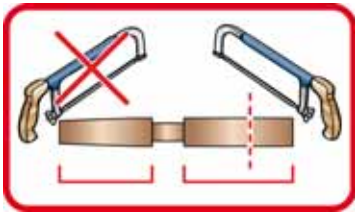

65

66



67

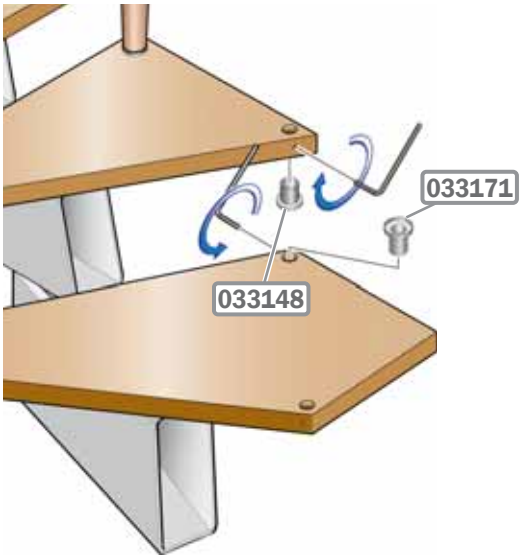

68

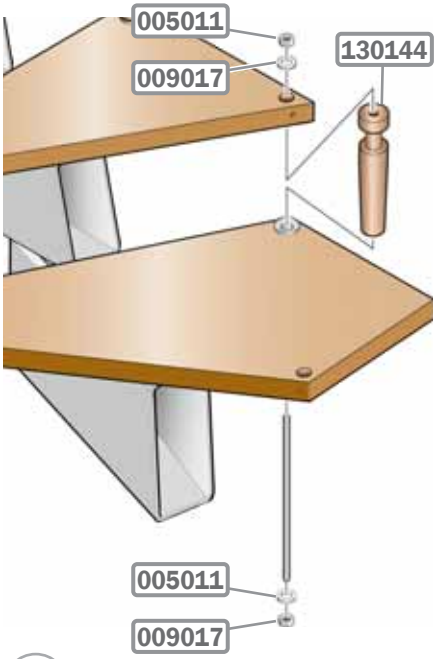

69

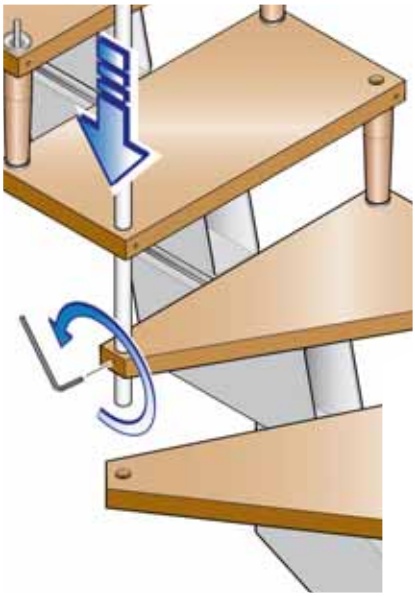

70

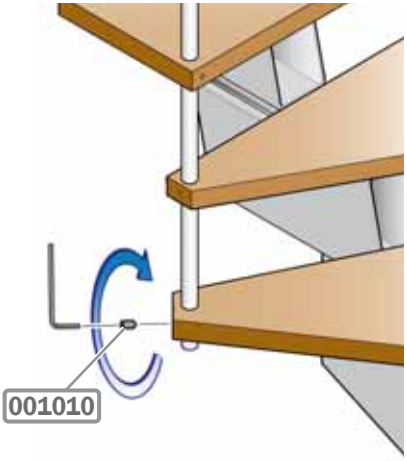

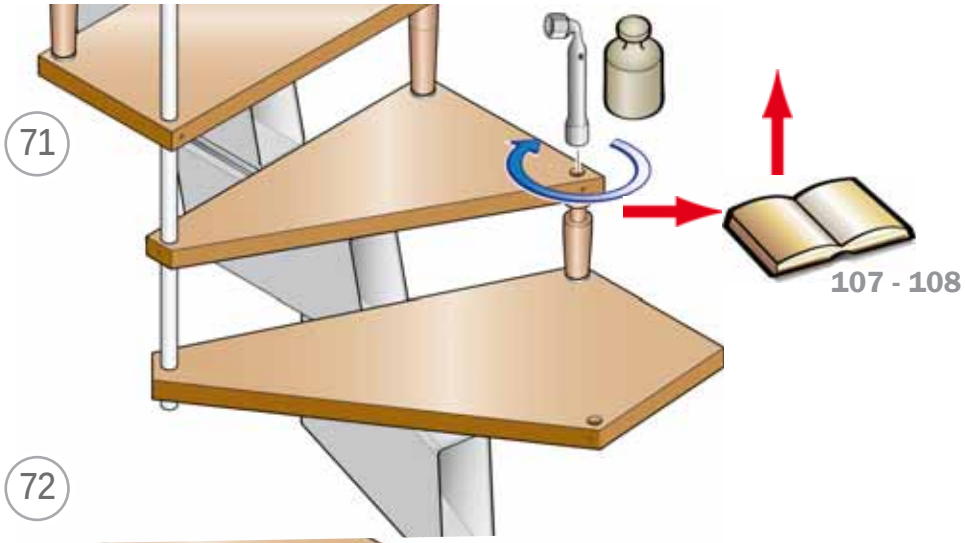
71
107 - 108

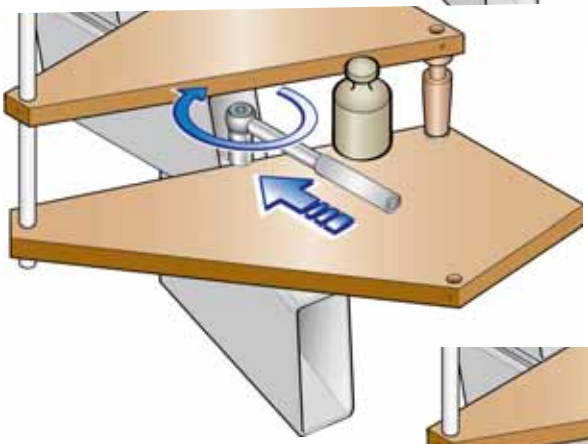
72

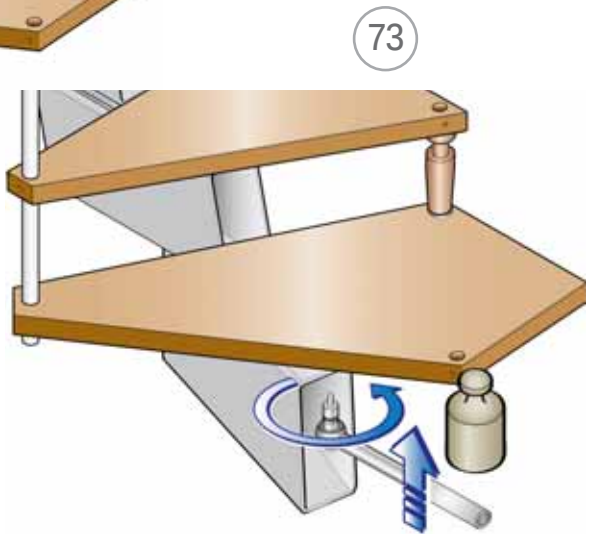
73

74

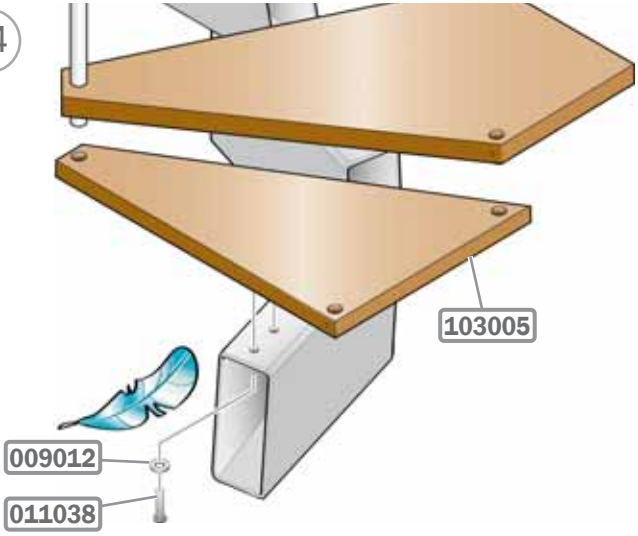

75

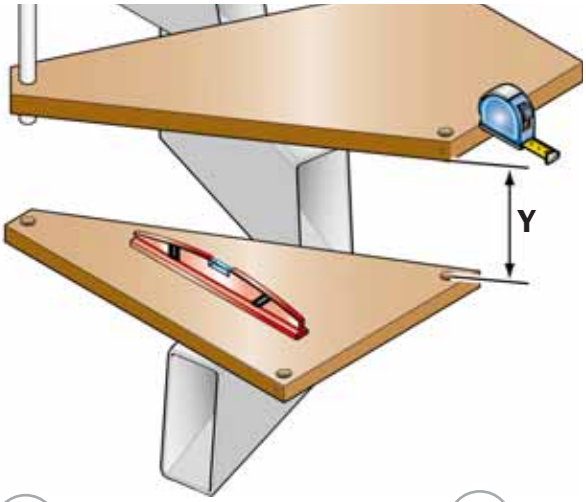

76

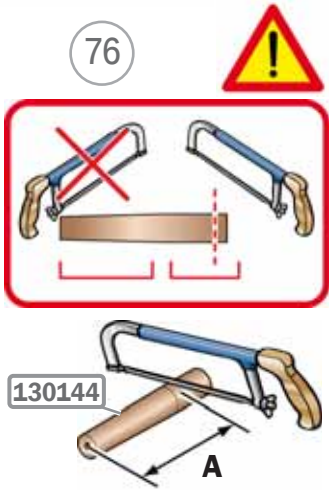

A = Y - 0,6 cm

77

78

79

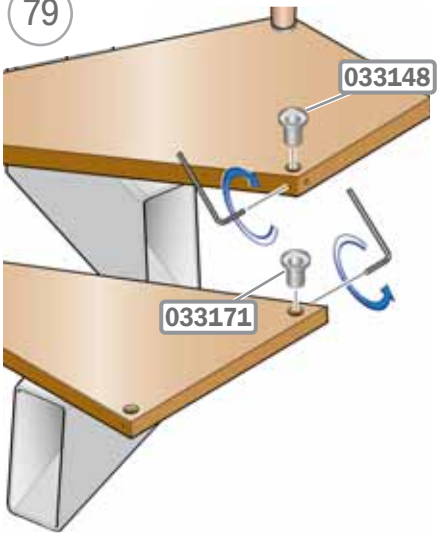

80

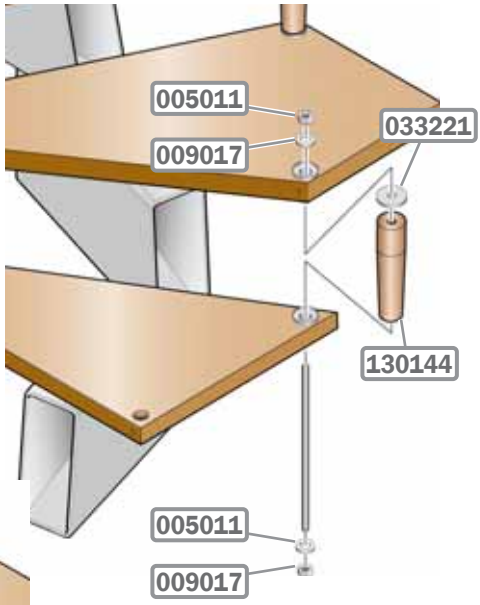

81

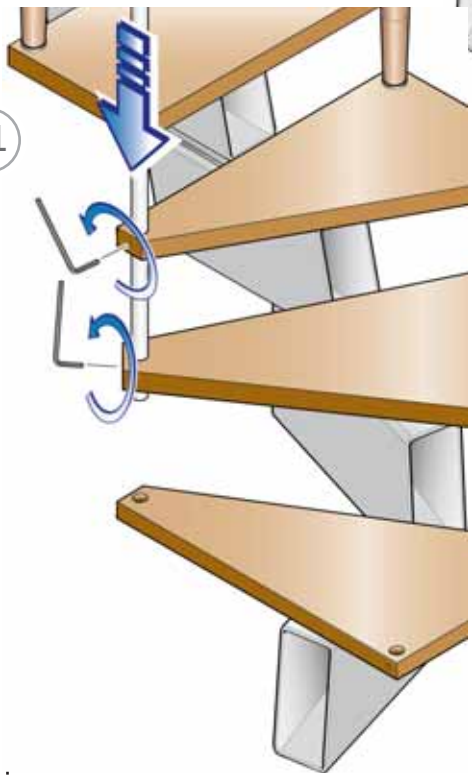

82

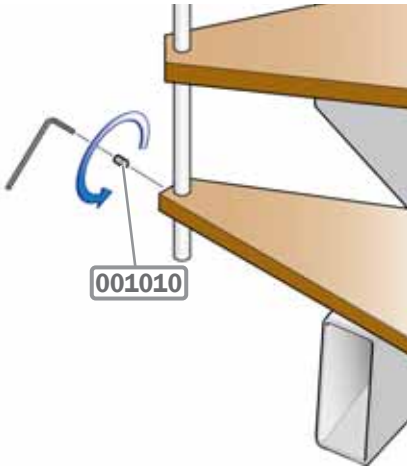

83

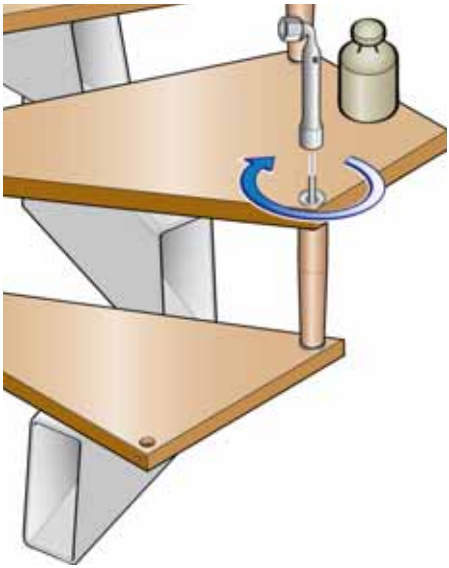

84

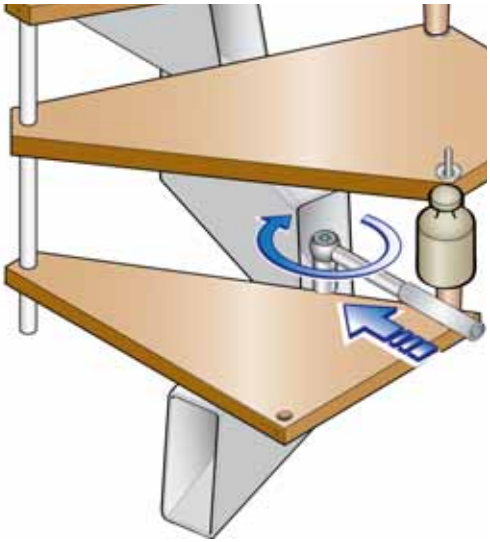

85

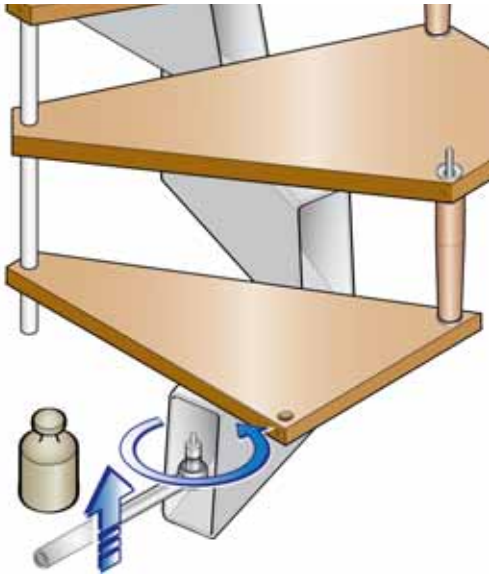

86

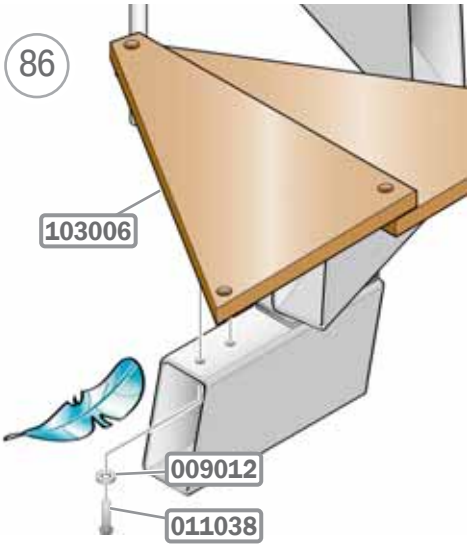

87

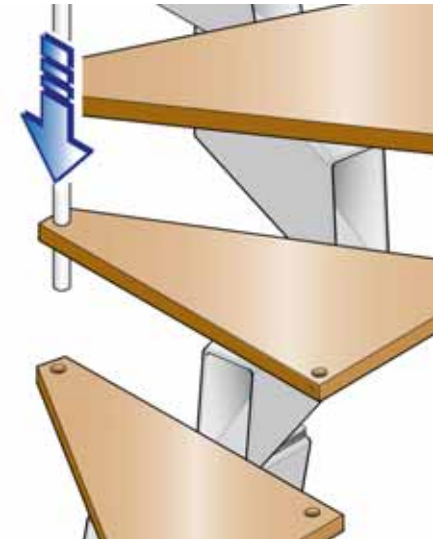

88

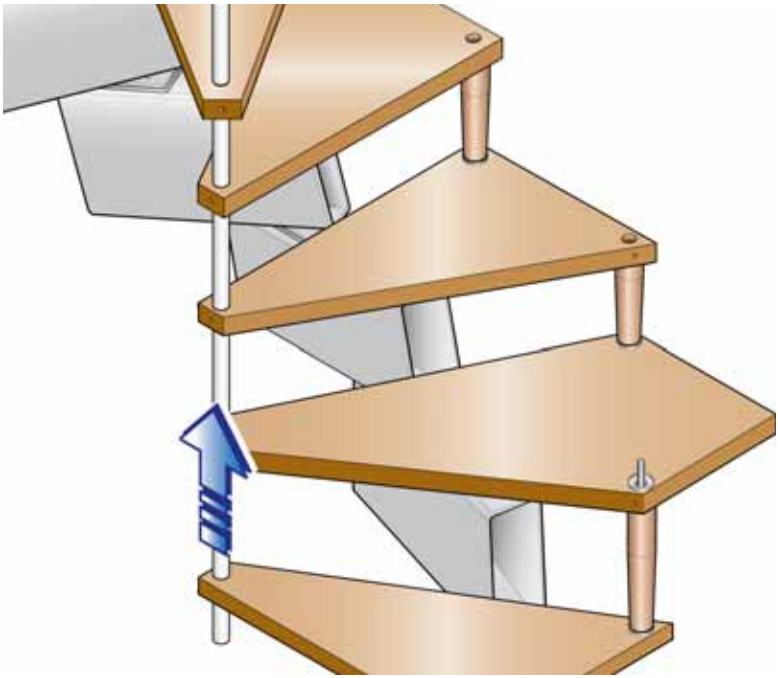

89

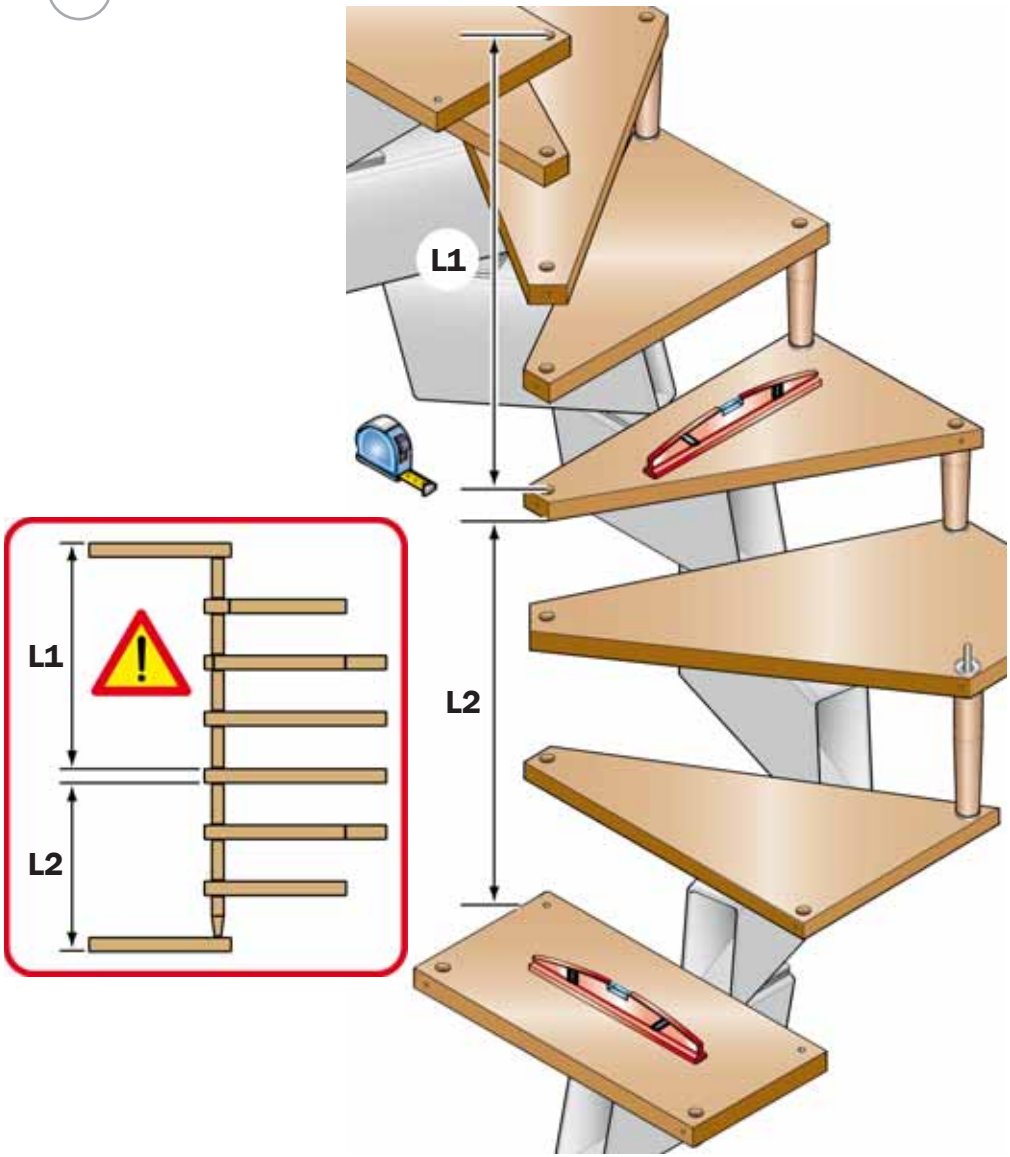

90

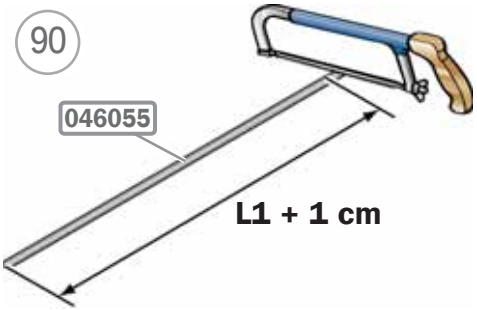
046055
L1 + 1 cm

91

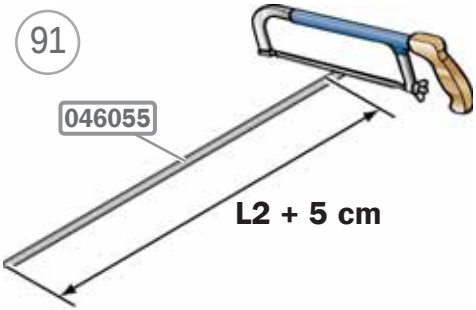
046055
L2 + 5 cm

92

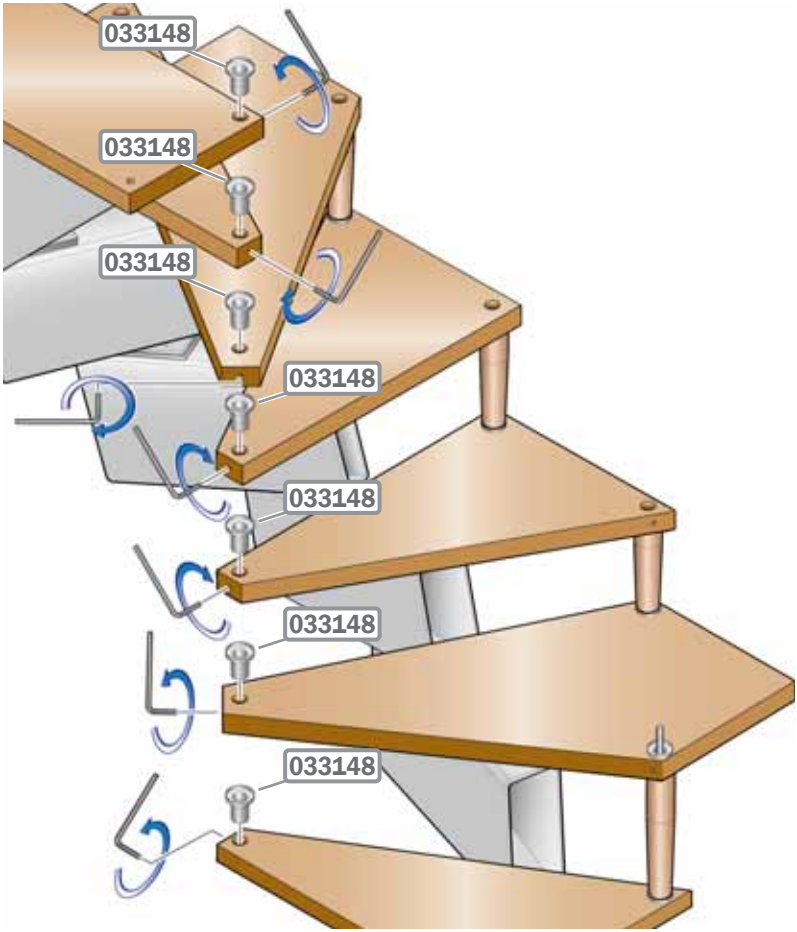
033148
033148
033148
033148
033148
033148
033148

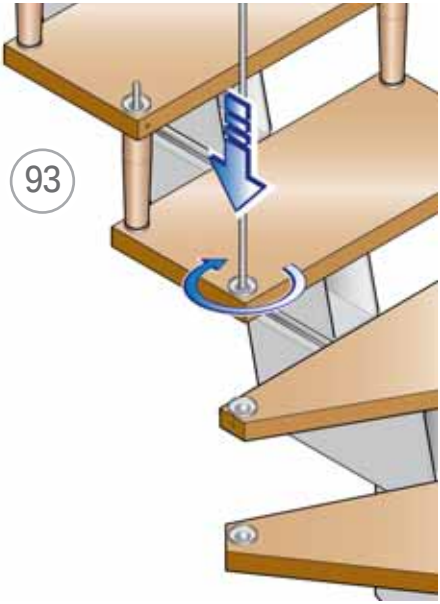
93

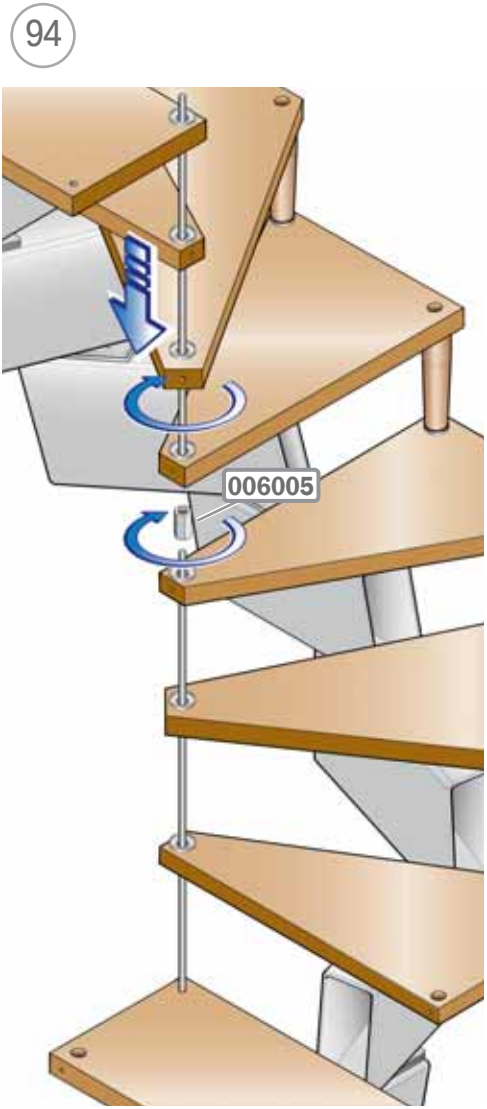
94
006005

95

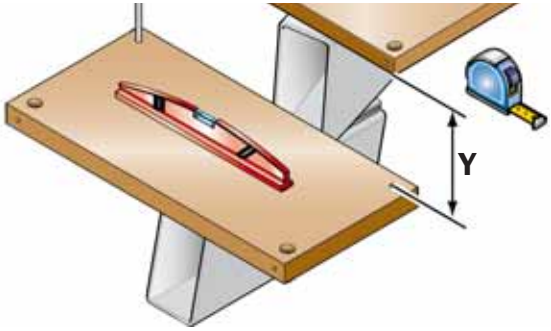

96

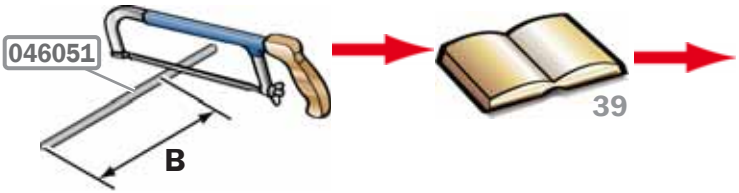

97

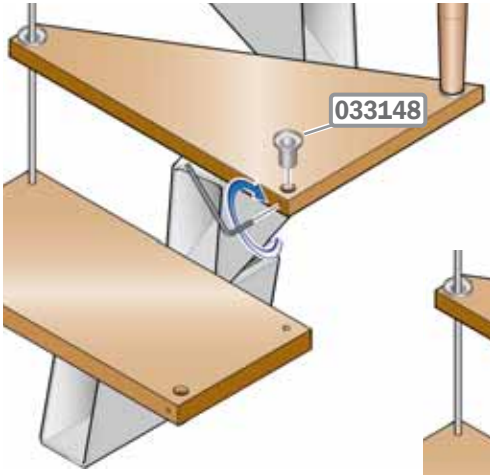

98

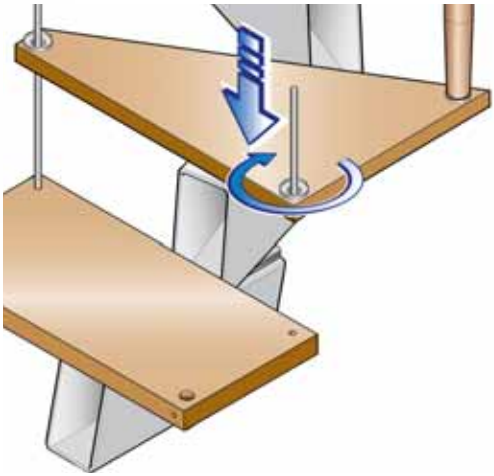

99

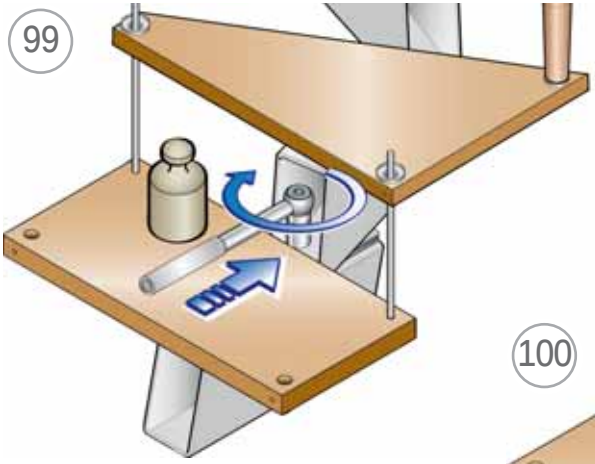

100

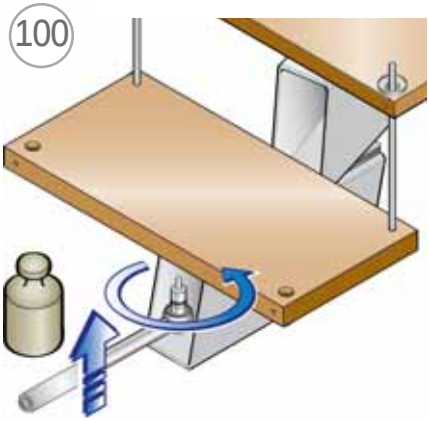

101

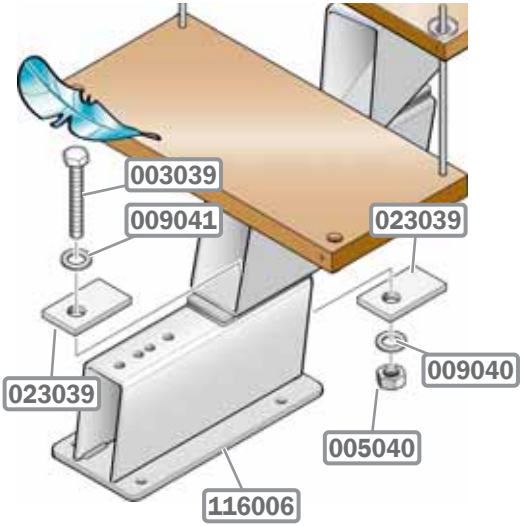

102

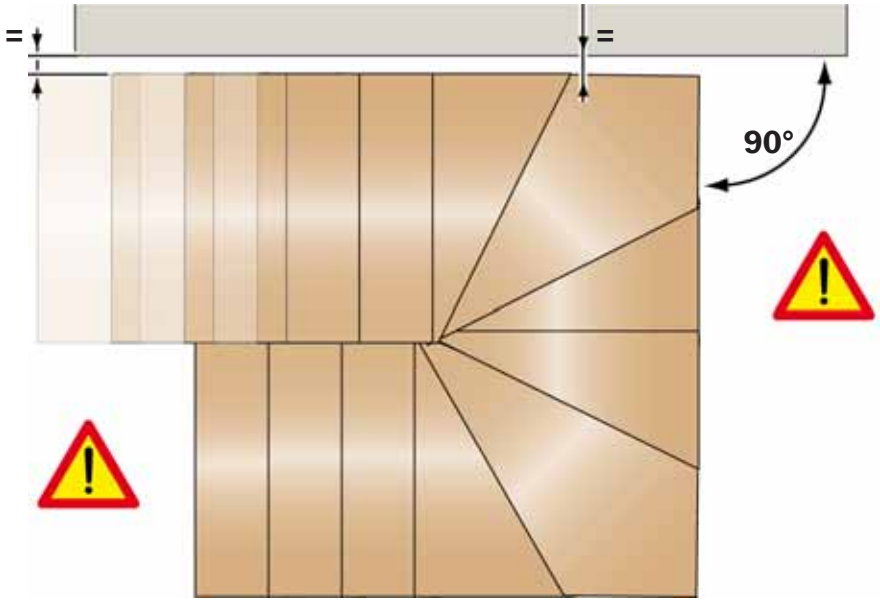

103

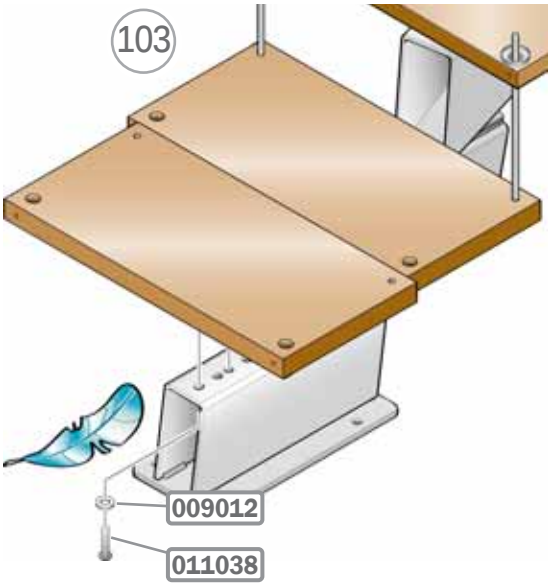

104

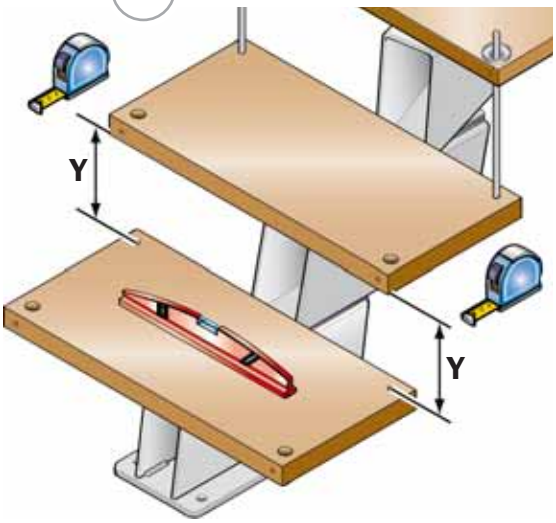

105

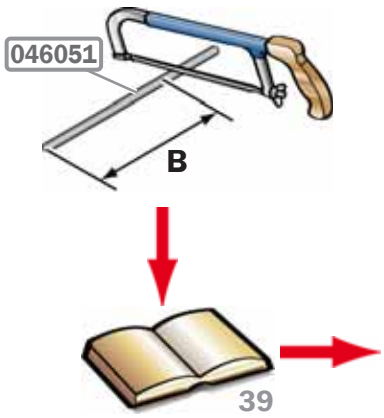

106

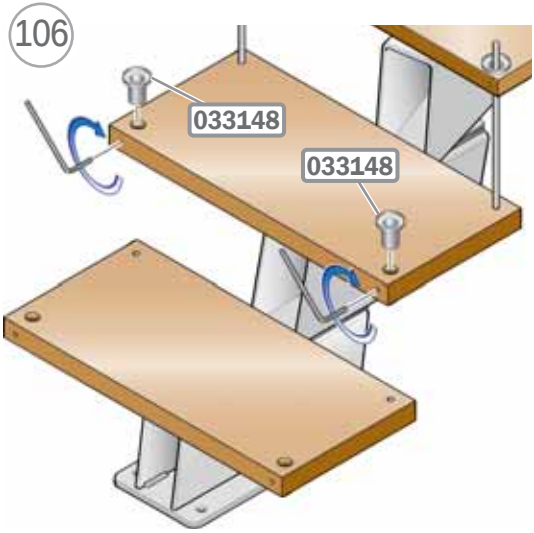

107

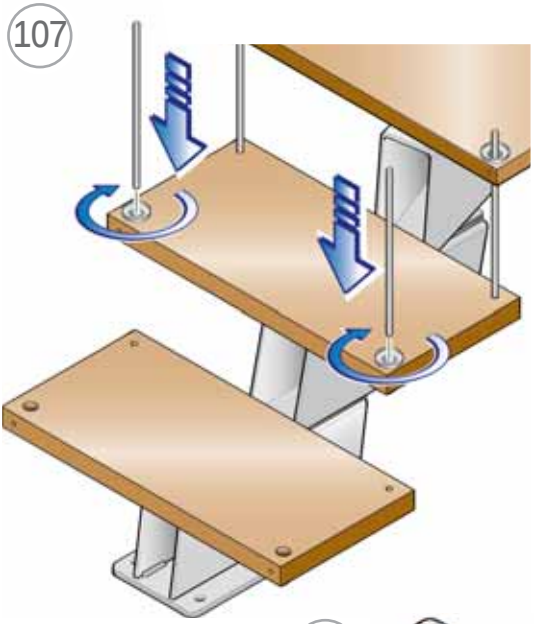

108

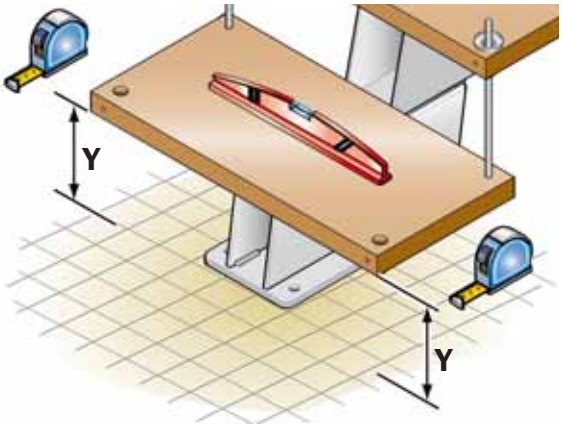

109

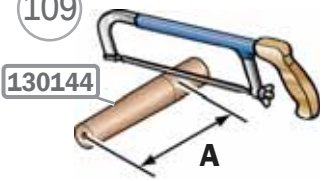

A = Y - 0,6 cm

110

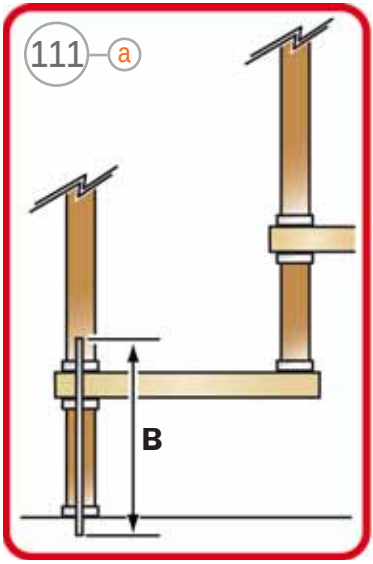

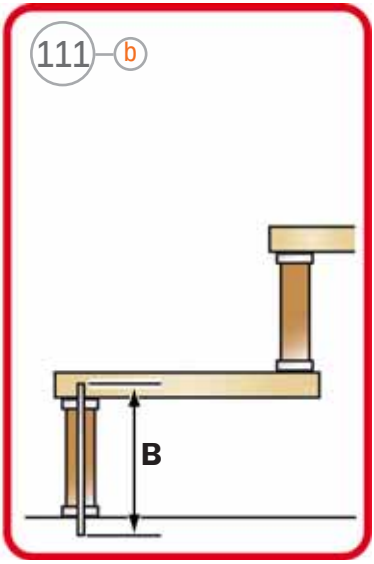

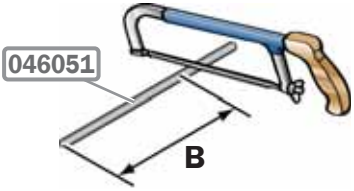

112 a **B = 4,2 cm + H + 10 cm**

112 b **B = 4,2 cm + H + 6,5 cm**

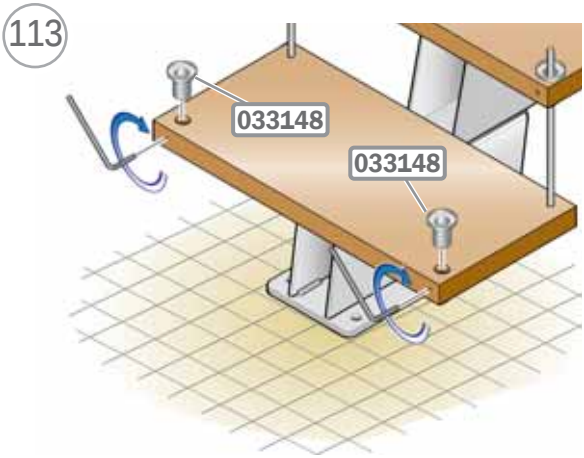

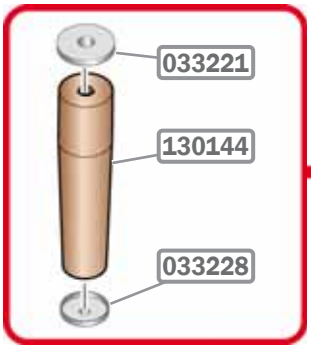

114

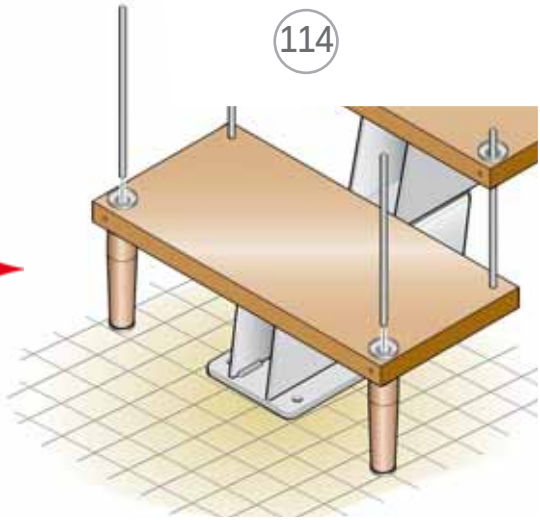

115

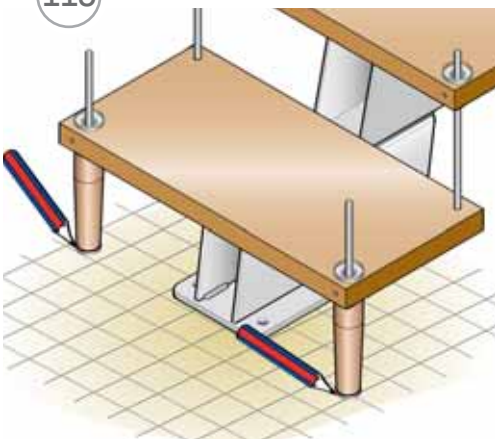

116

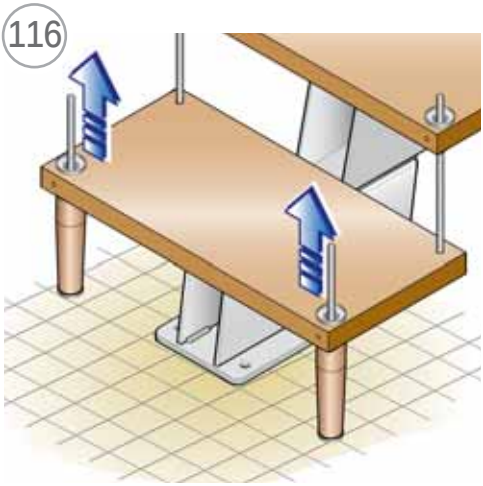

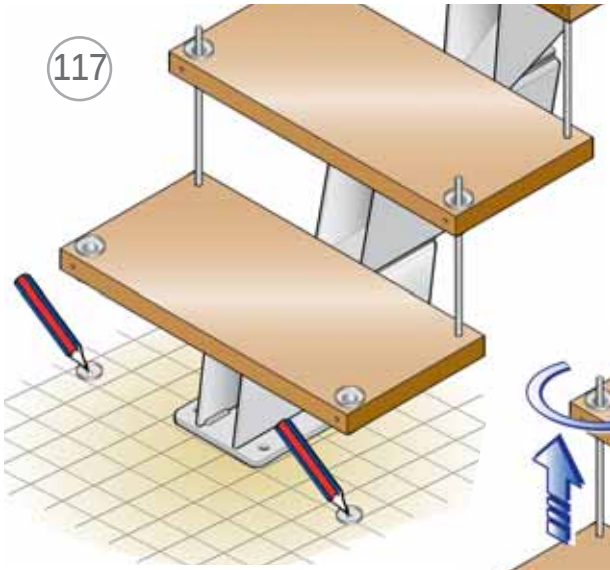
117

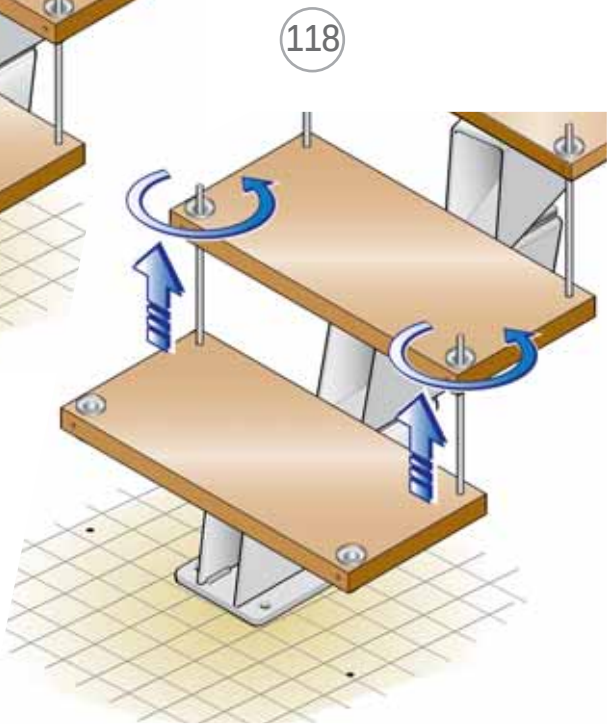
118

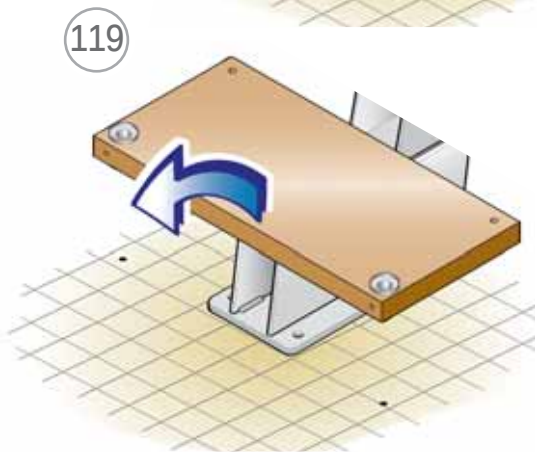
119

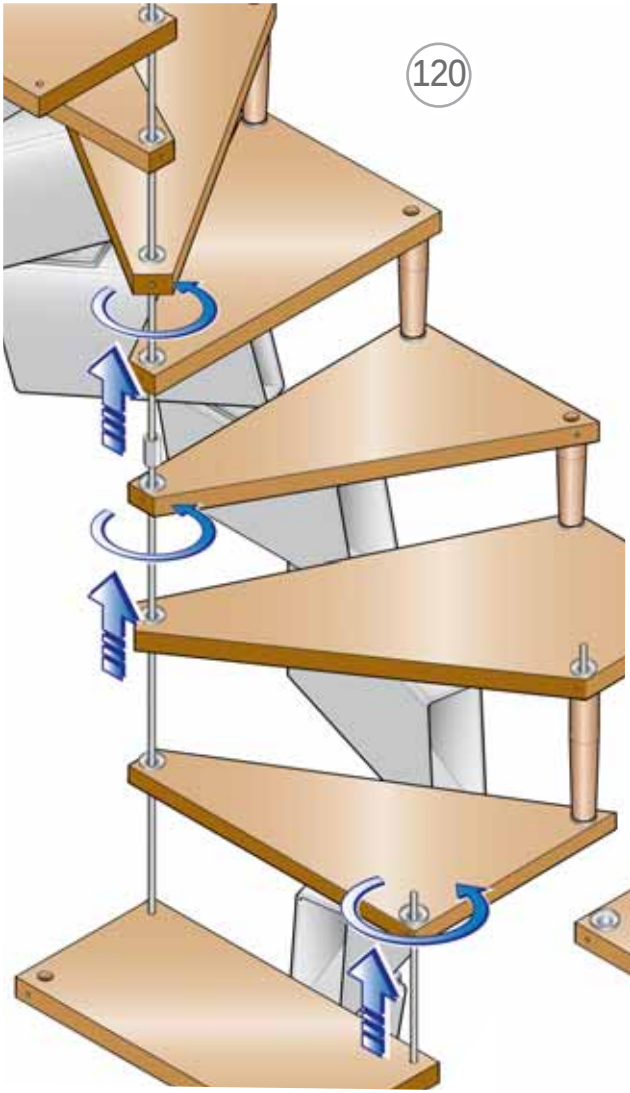
120

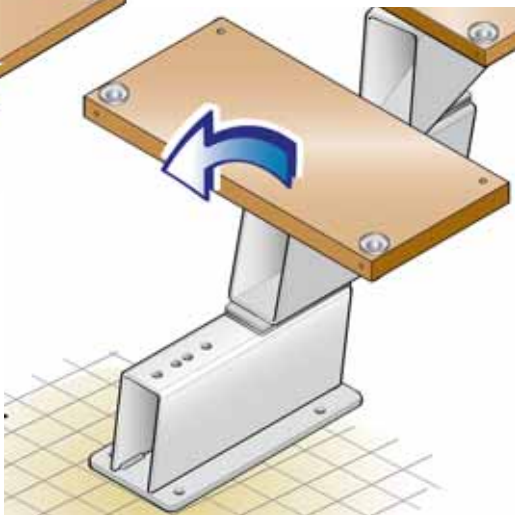
121

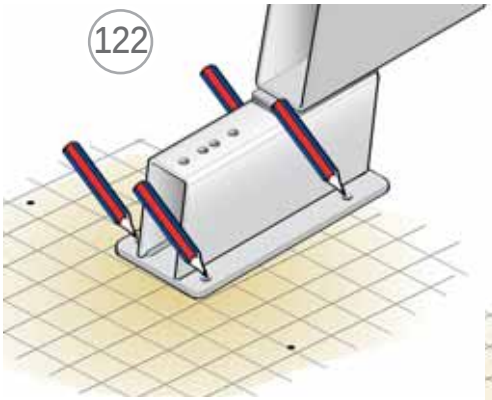
122

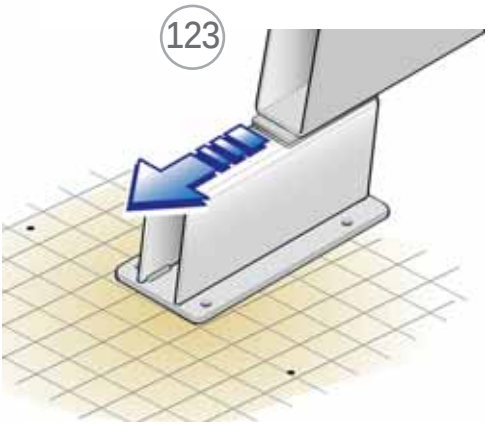
123

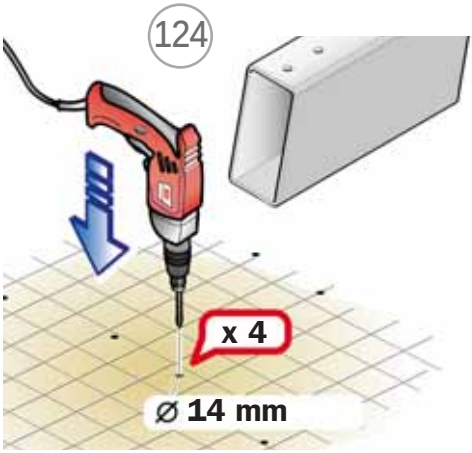
124
x 4
⌀ 14 mm

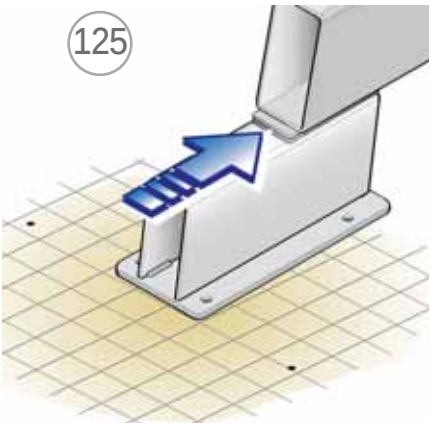
125

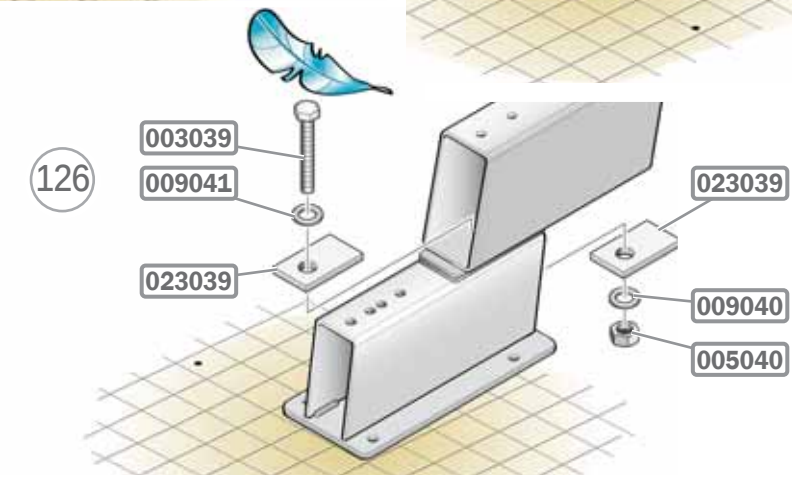
126
003039
009041
023039
023039
009040
005040

127

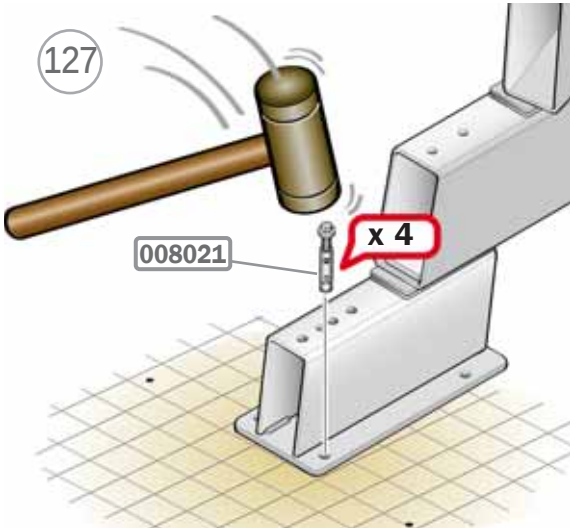

128

129

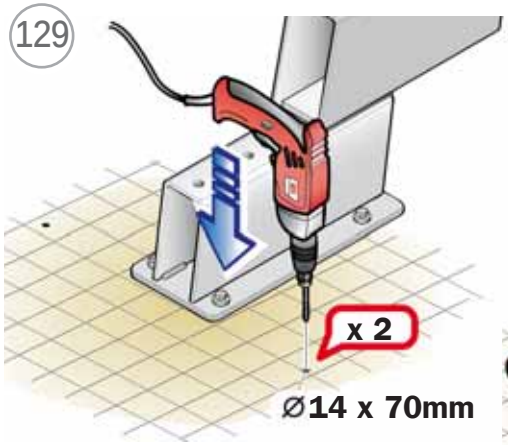

130

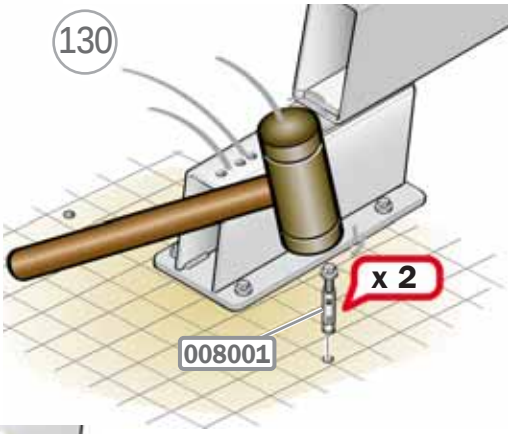

131

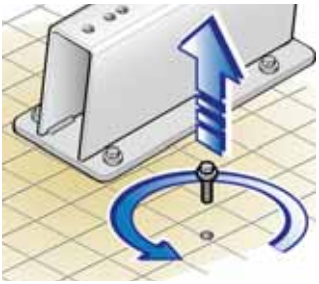

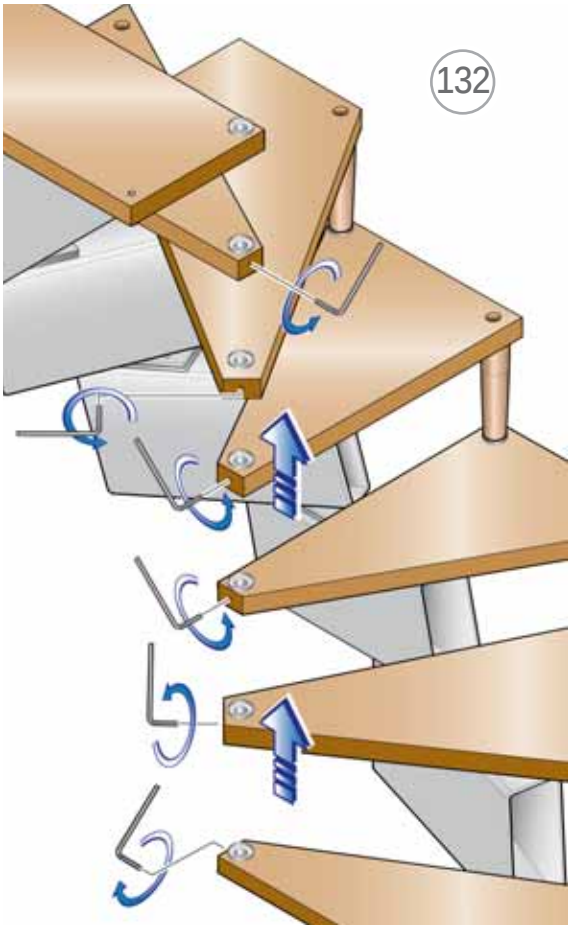
132

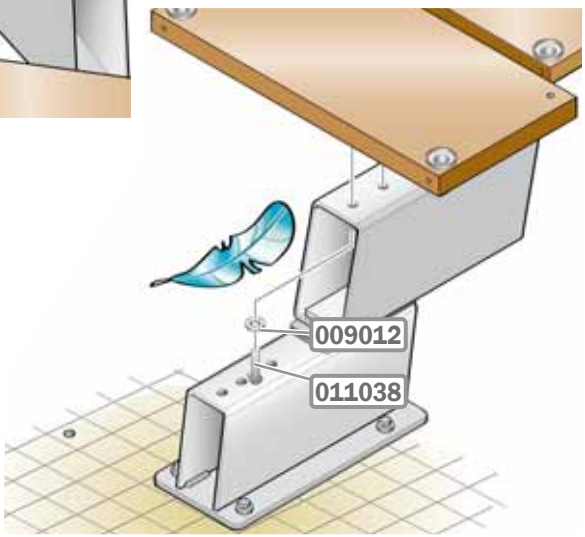
133
009012
011038

134

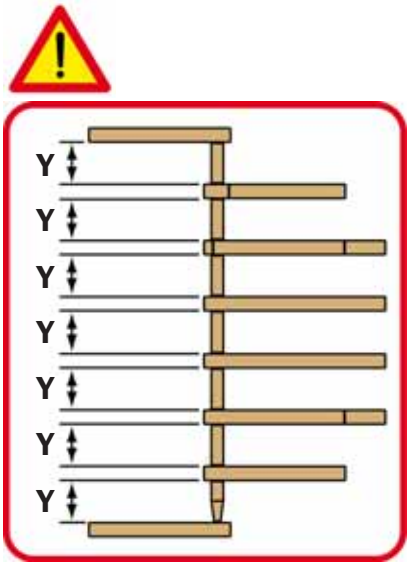

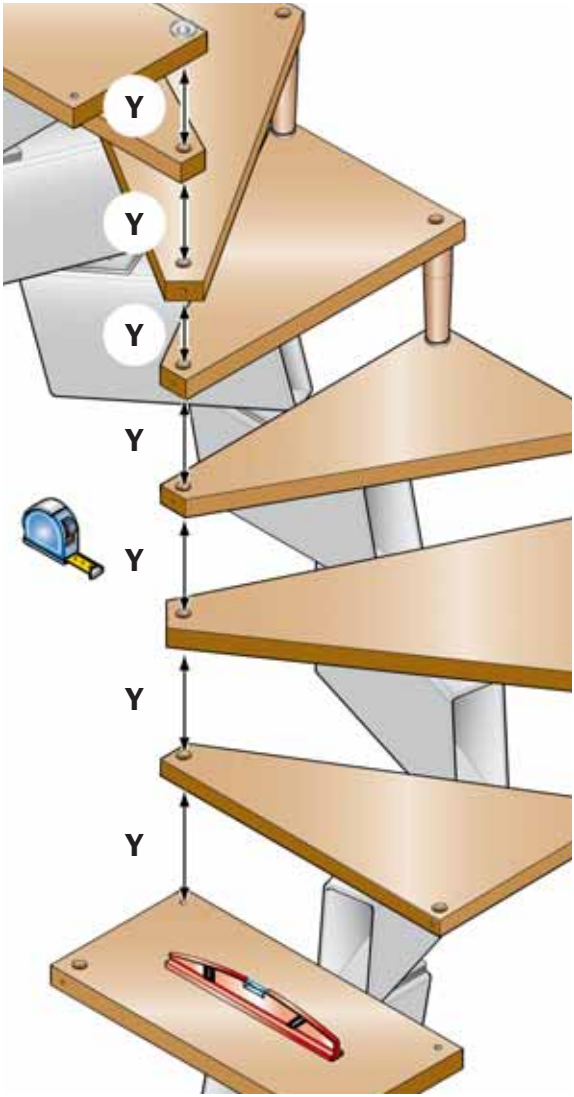

135

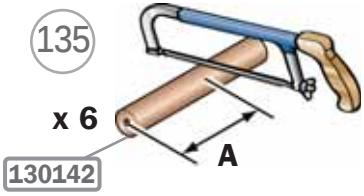

A = Y - 0,6 cm

136

137

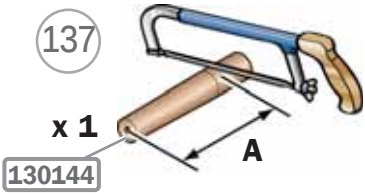

138

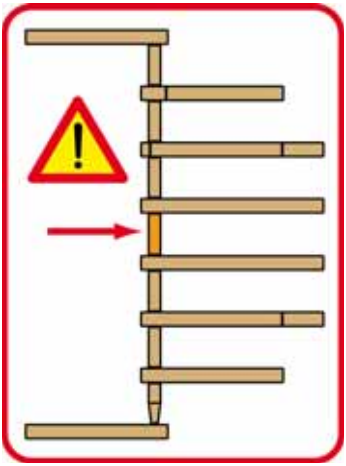

139

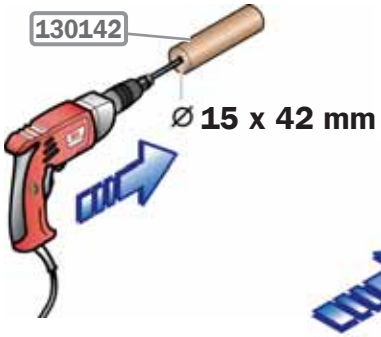

140

141

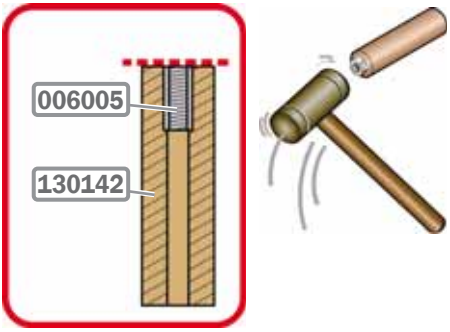

142

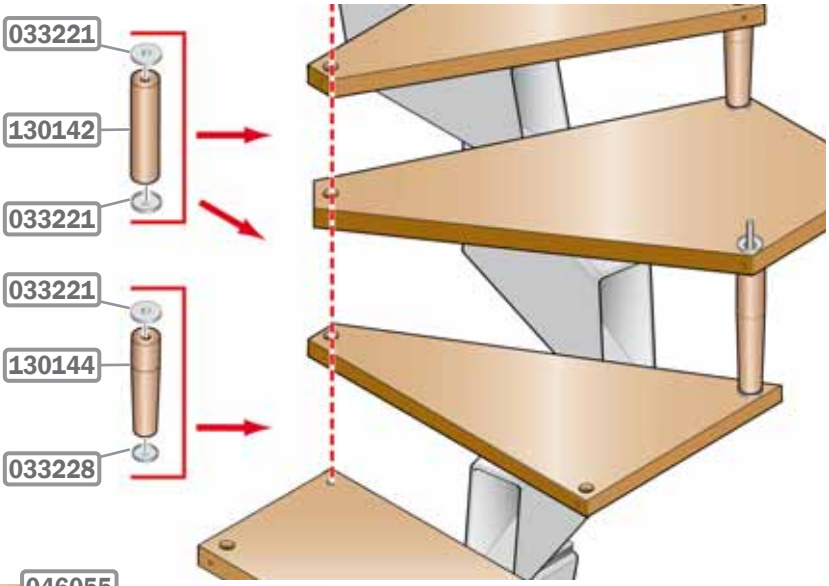

143

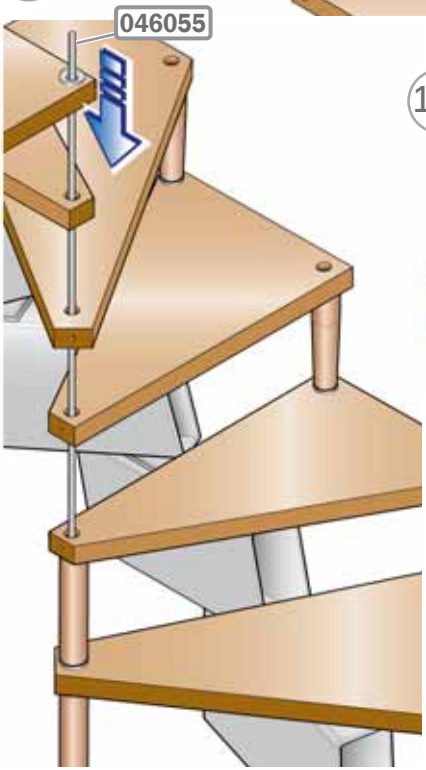

144

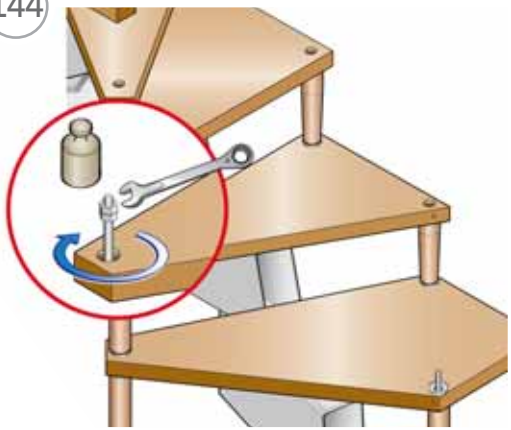

145

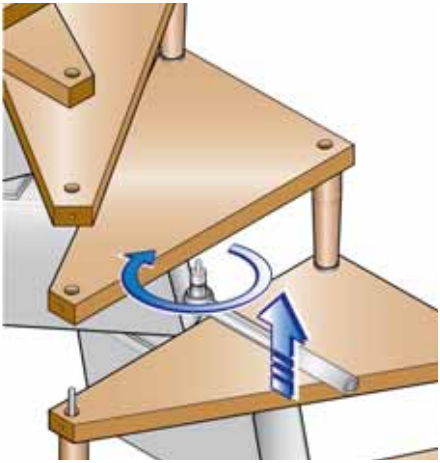

146

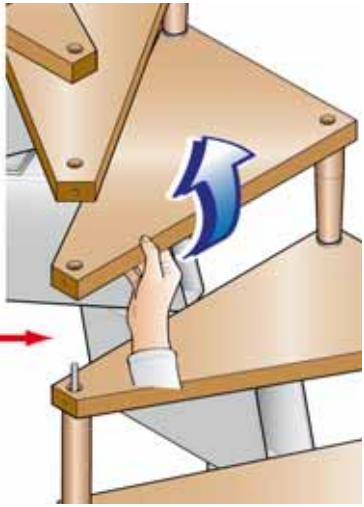

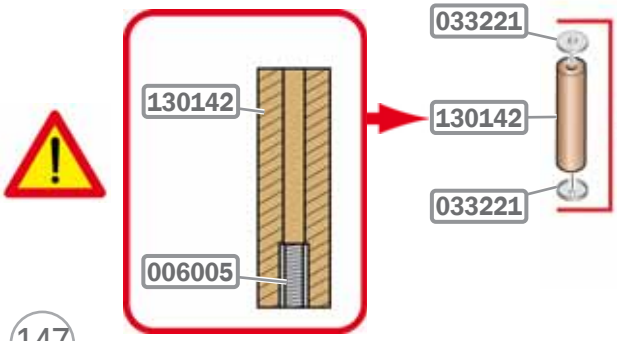

147

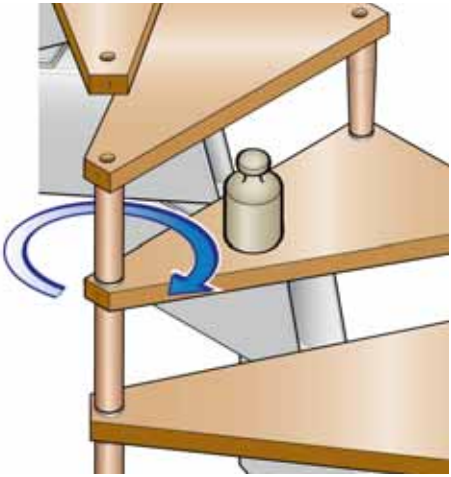

148

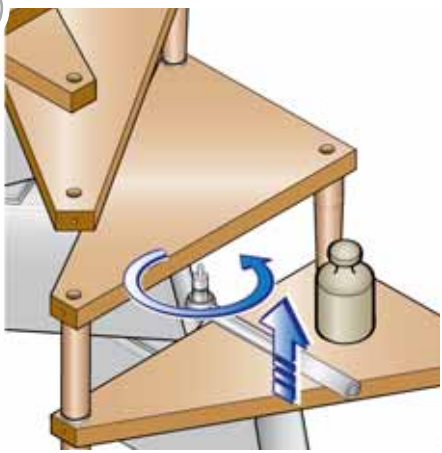

149

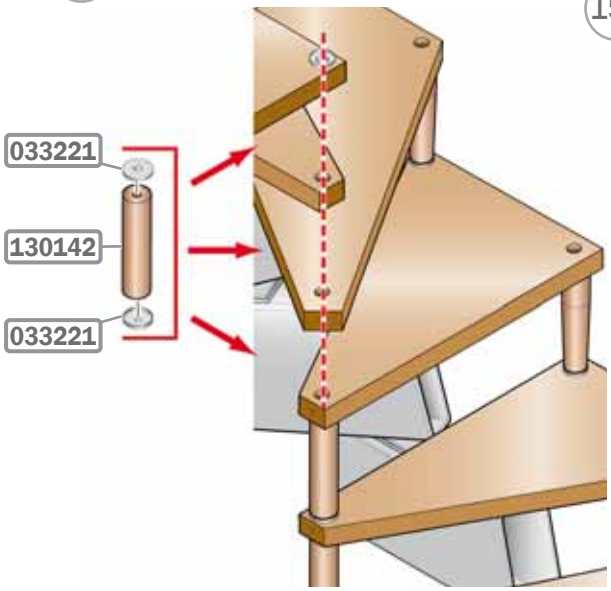

150

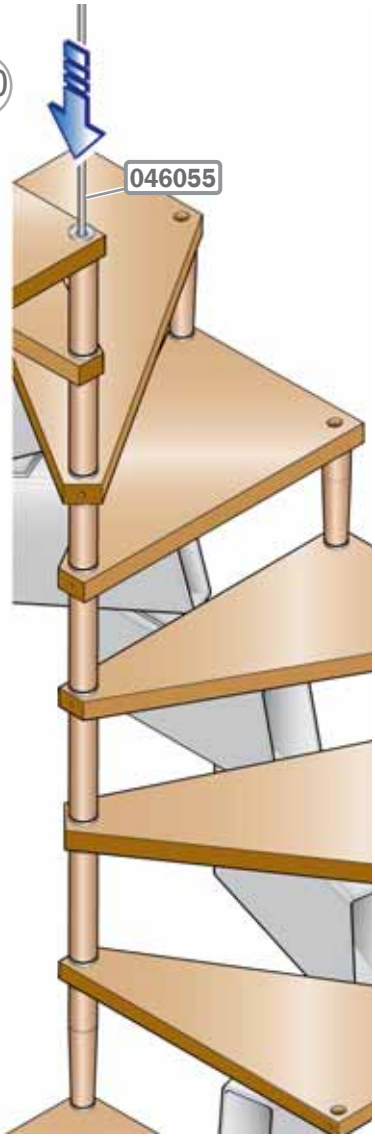

151

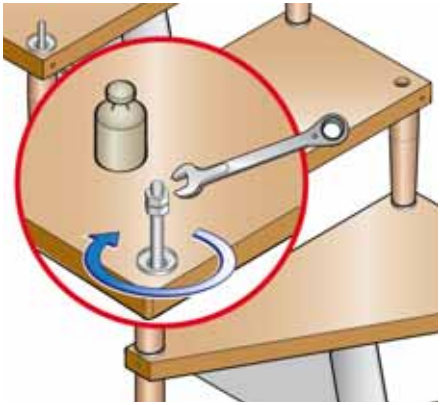

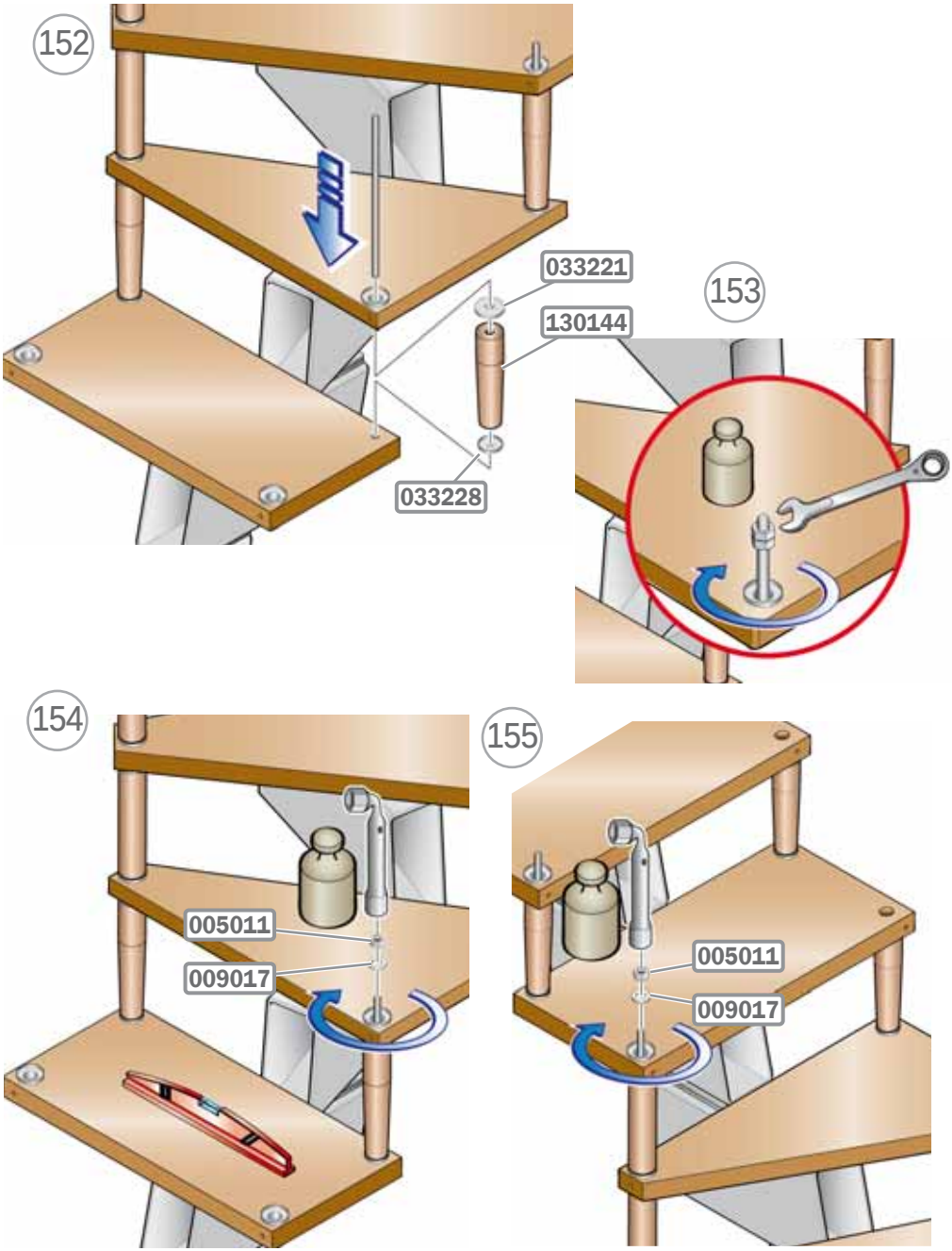
152
033221
130144
033228
153
154
005011
009017
155
005011
009017

156

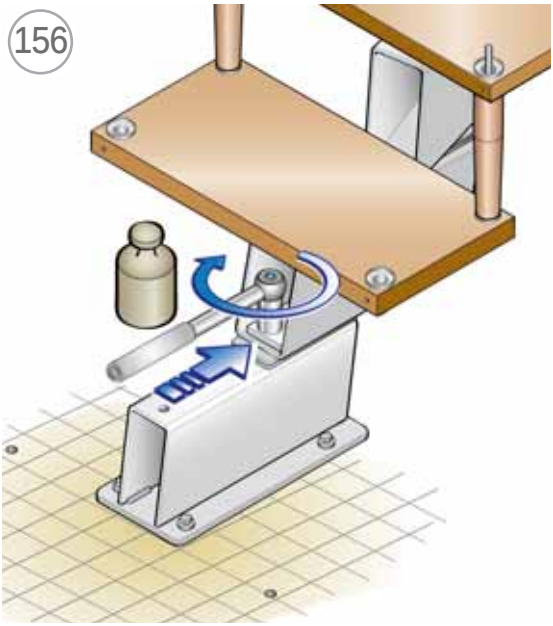

157

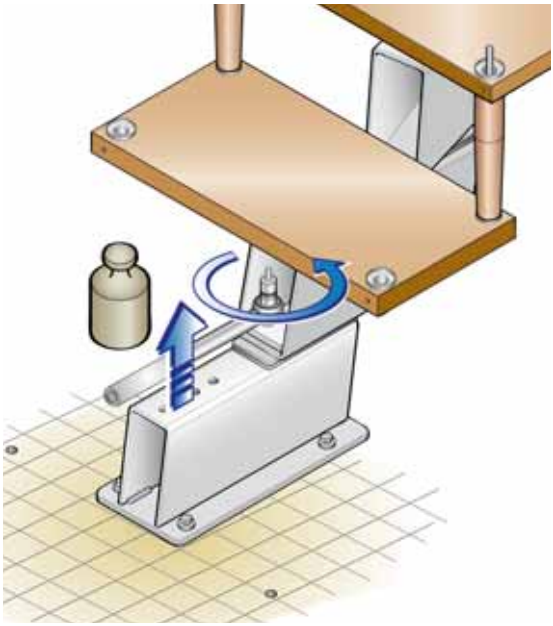

158

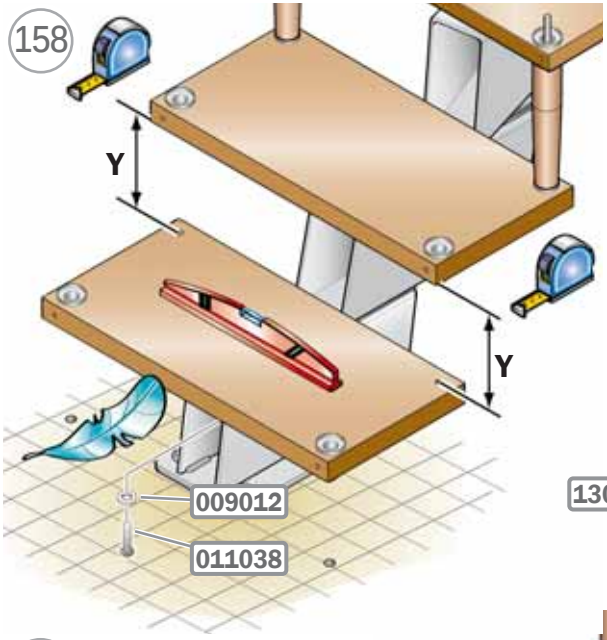

159

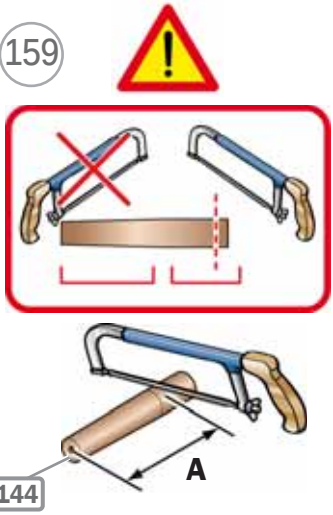

A = Y - 0,6 cm

160

161

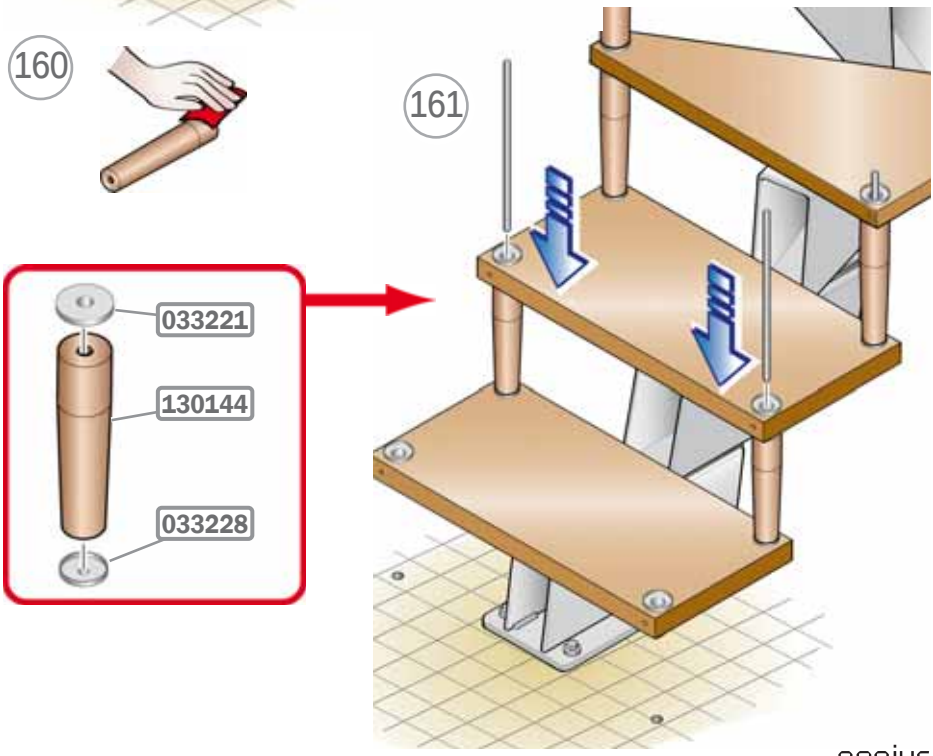

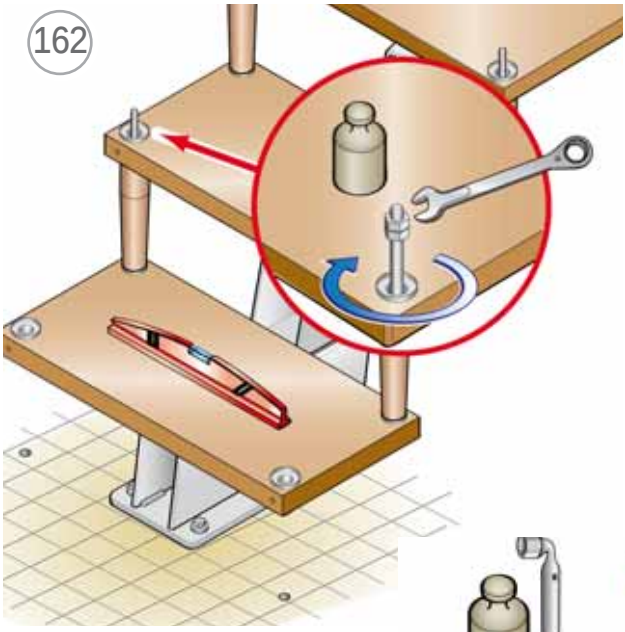
162

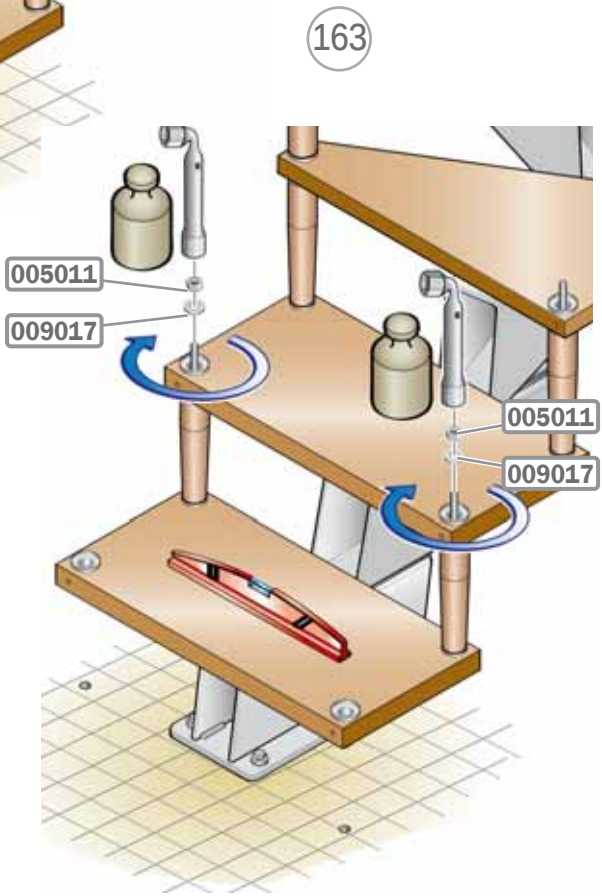
163
005011
009017
005011
009017

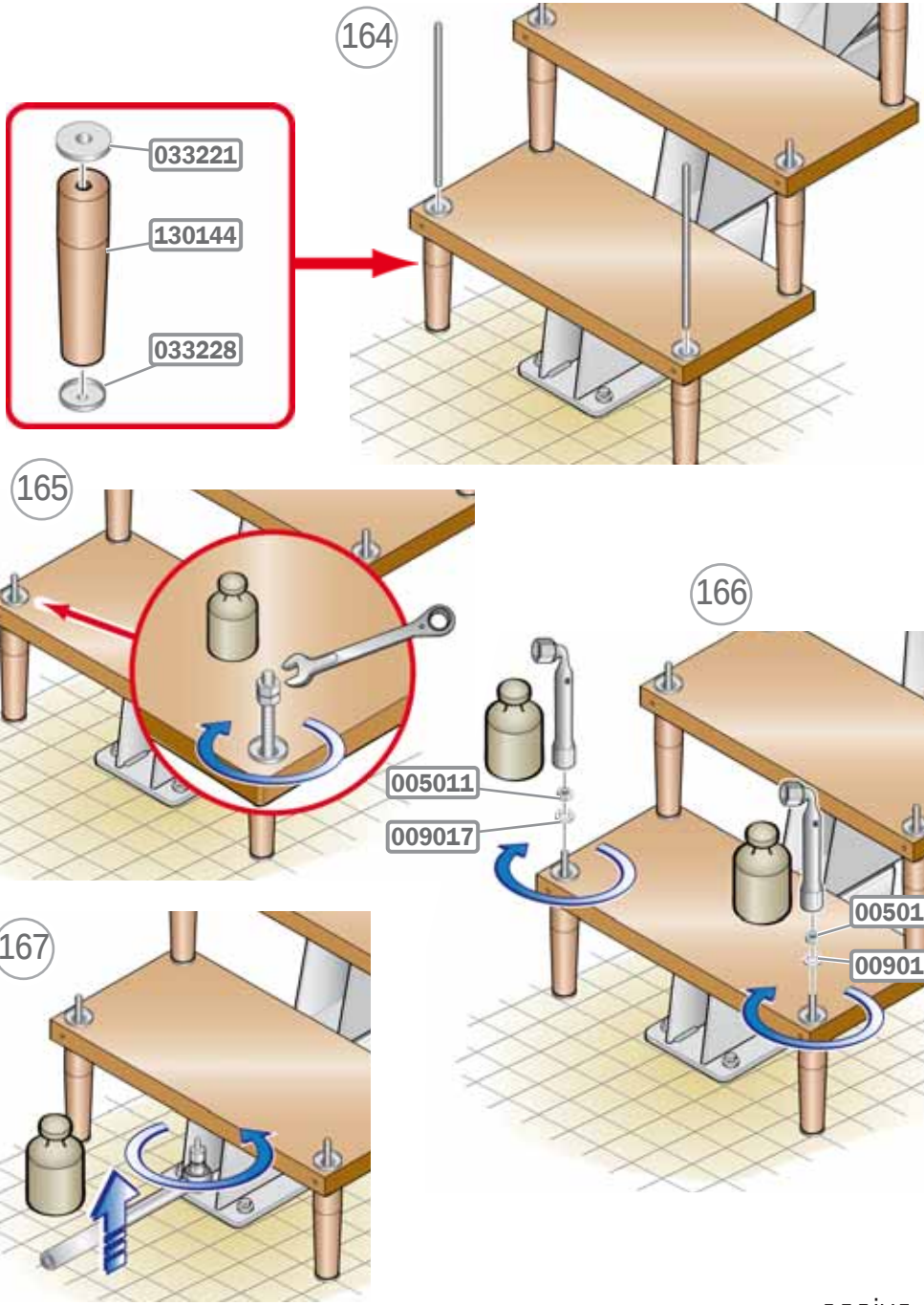
164
033221
130144
033228
165
166
005011
009017
005011
009017
167

168



169

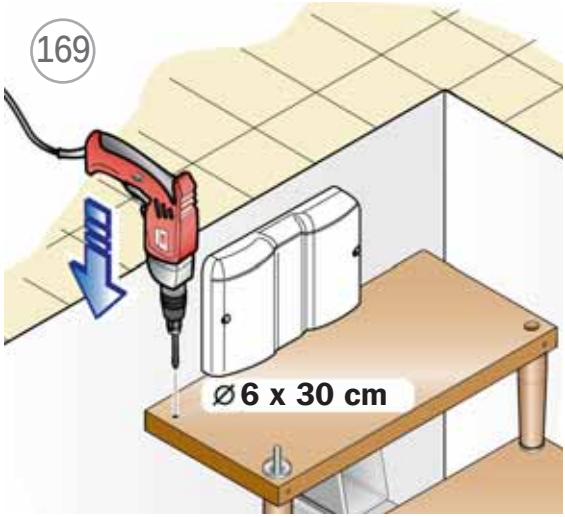

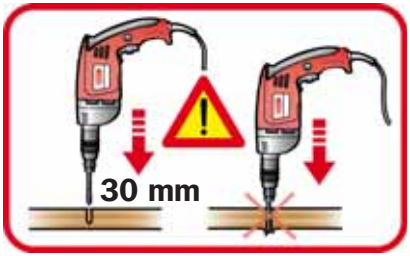

170

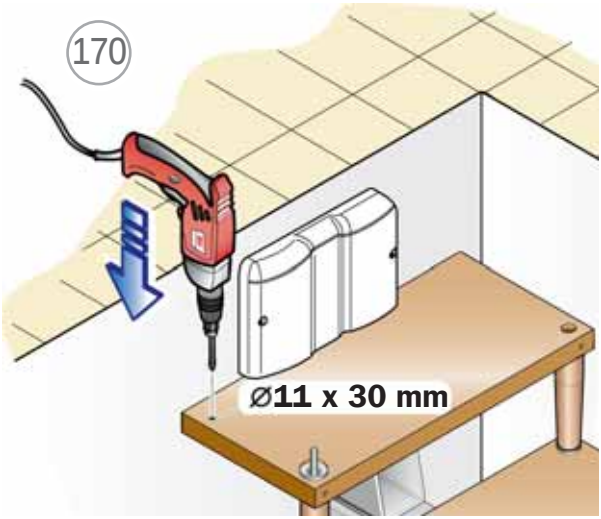

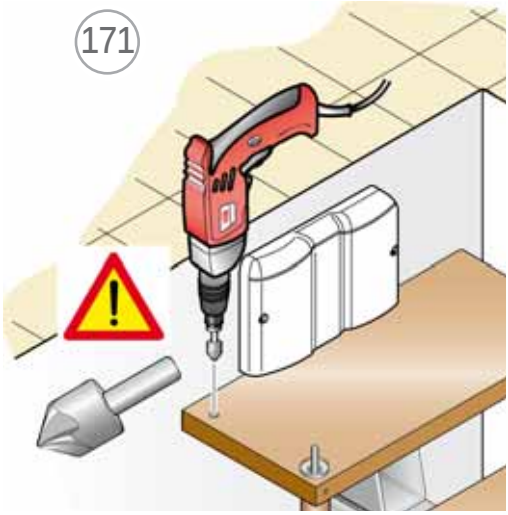
171

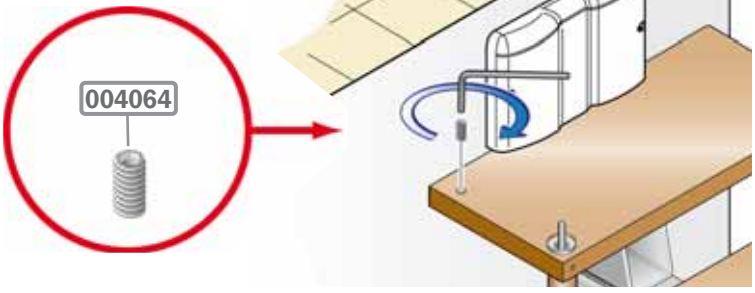
172
004064

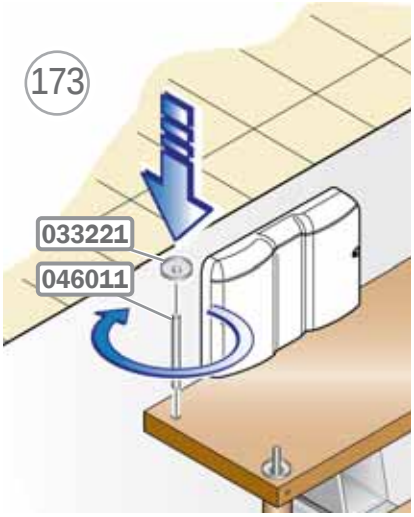
173
033221
046011

174

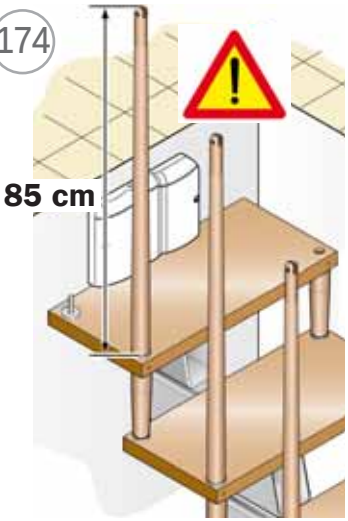

175

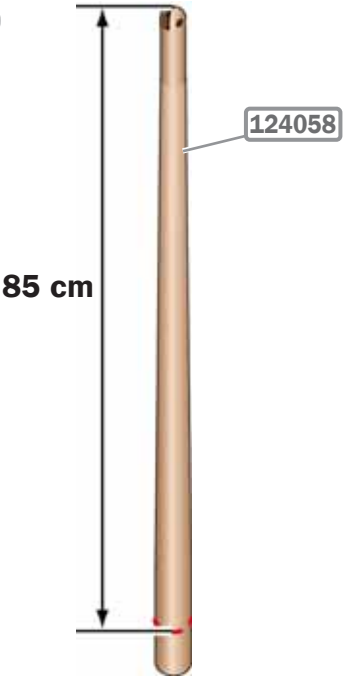

176

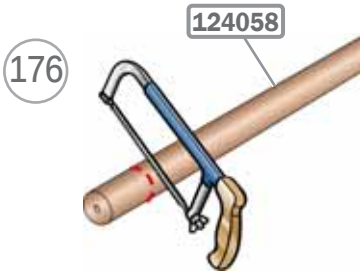

177

178

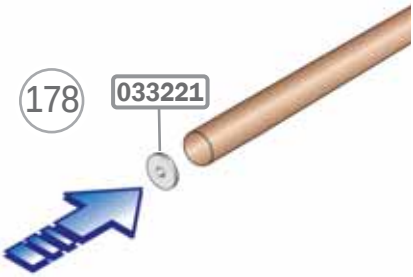

179

180
Ø6 x 35 mm

181
Ø11 x 35 mm

182

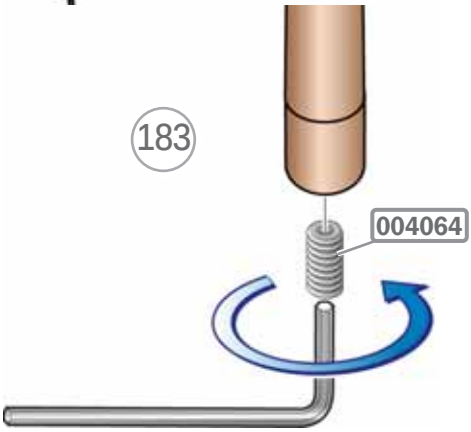
183
004064

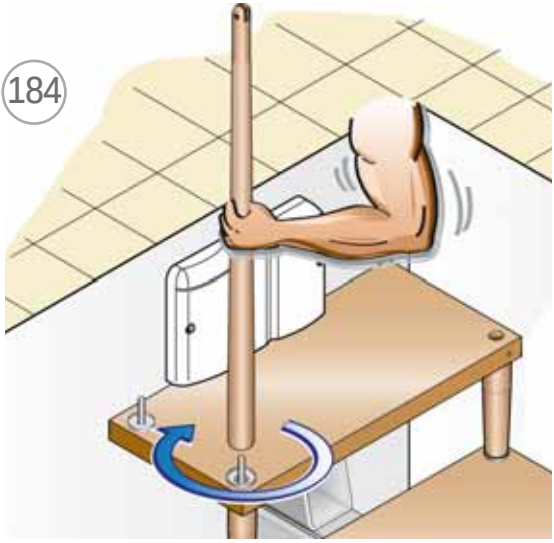
184

185

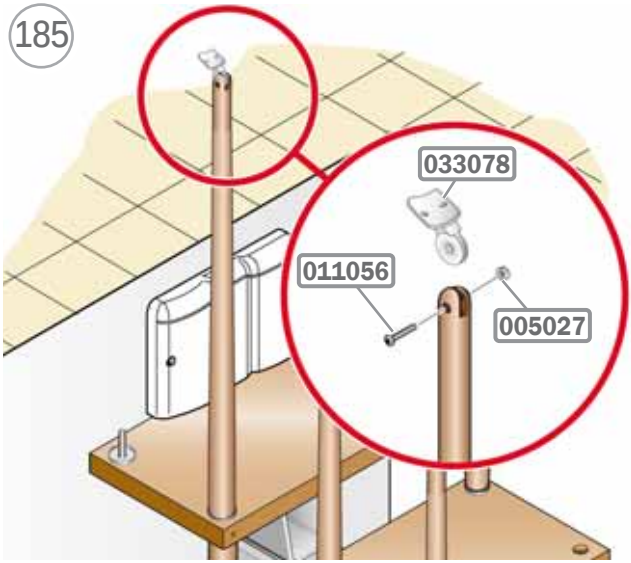

186

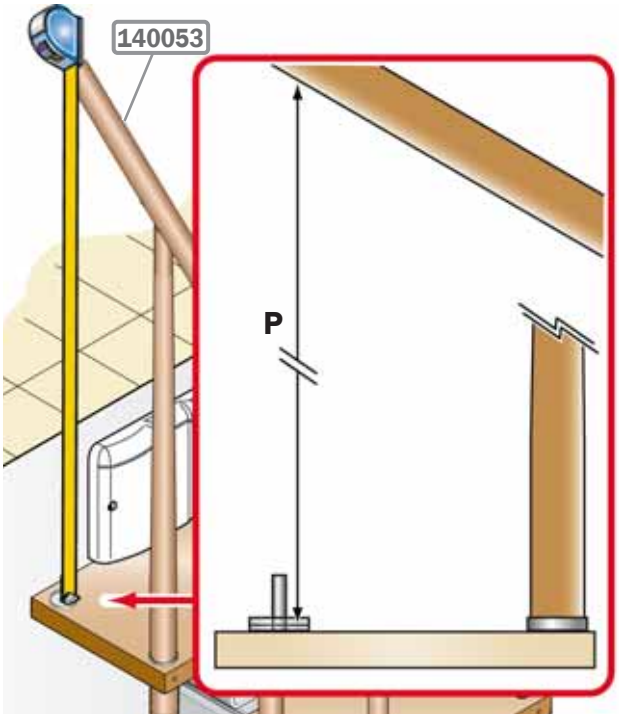

187

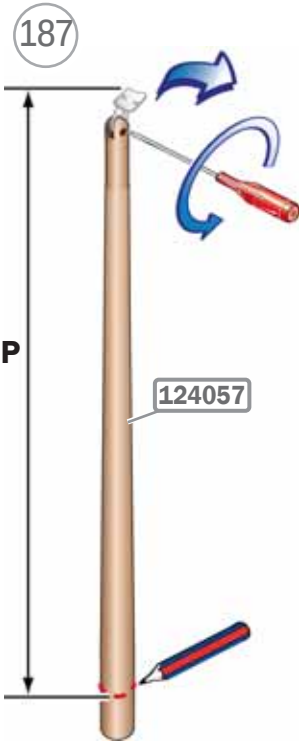

188

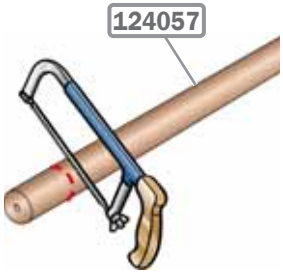

189

190

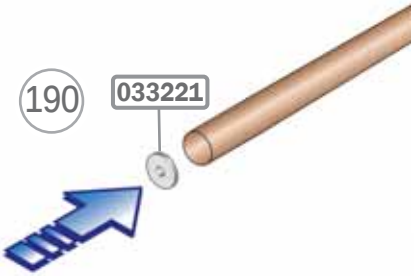

191

192

193

194

195

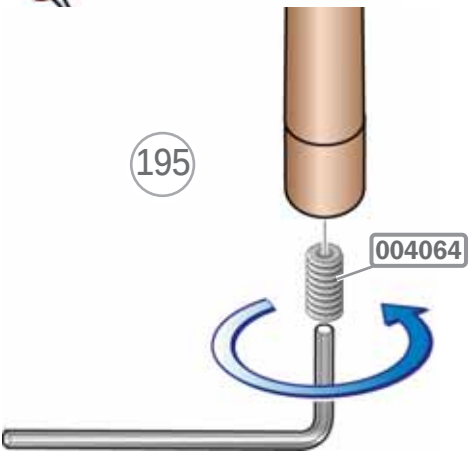

196

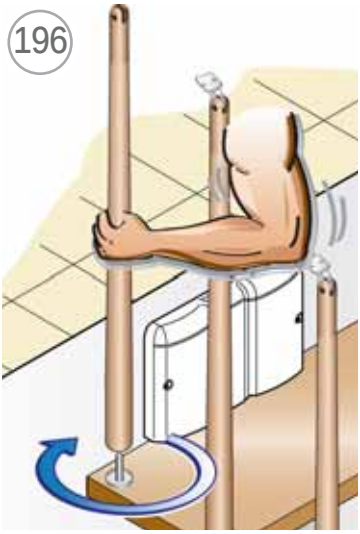

197

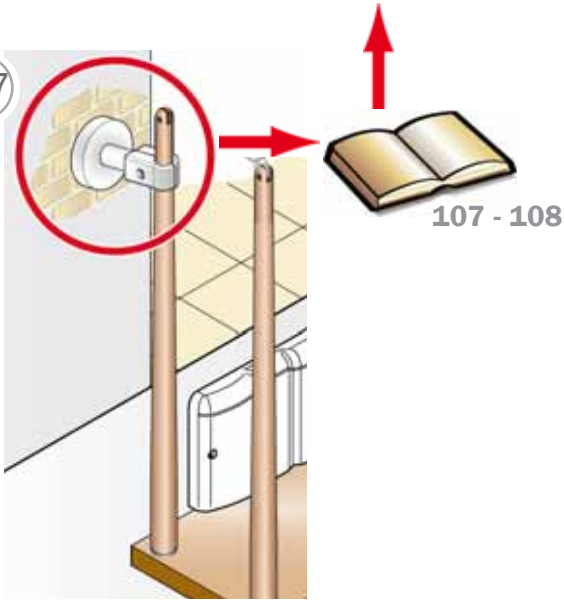

107 - 108

198

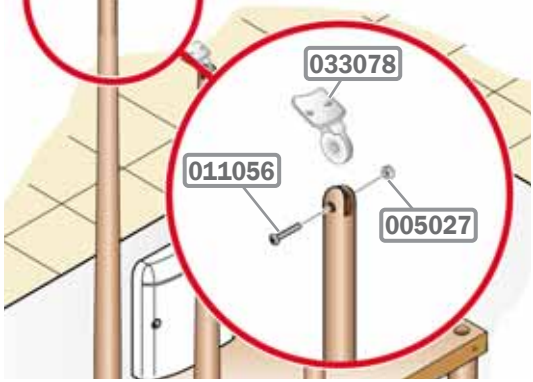

199

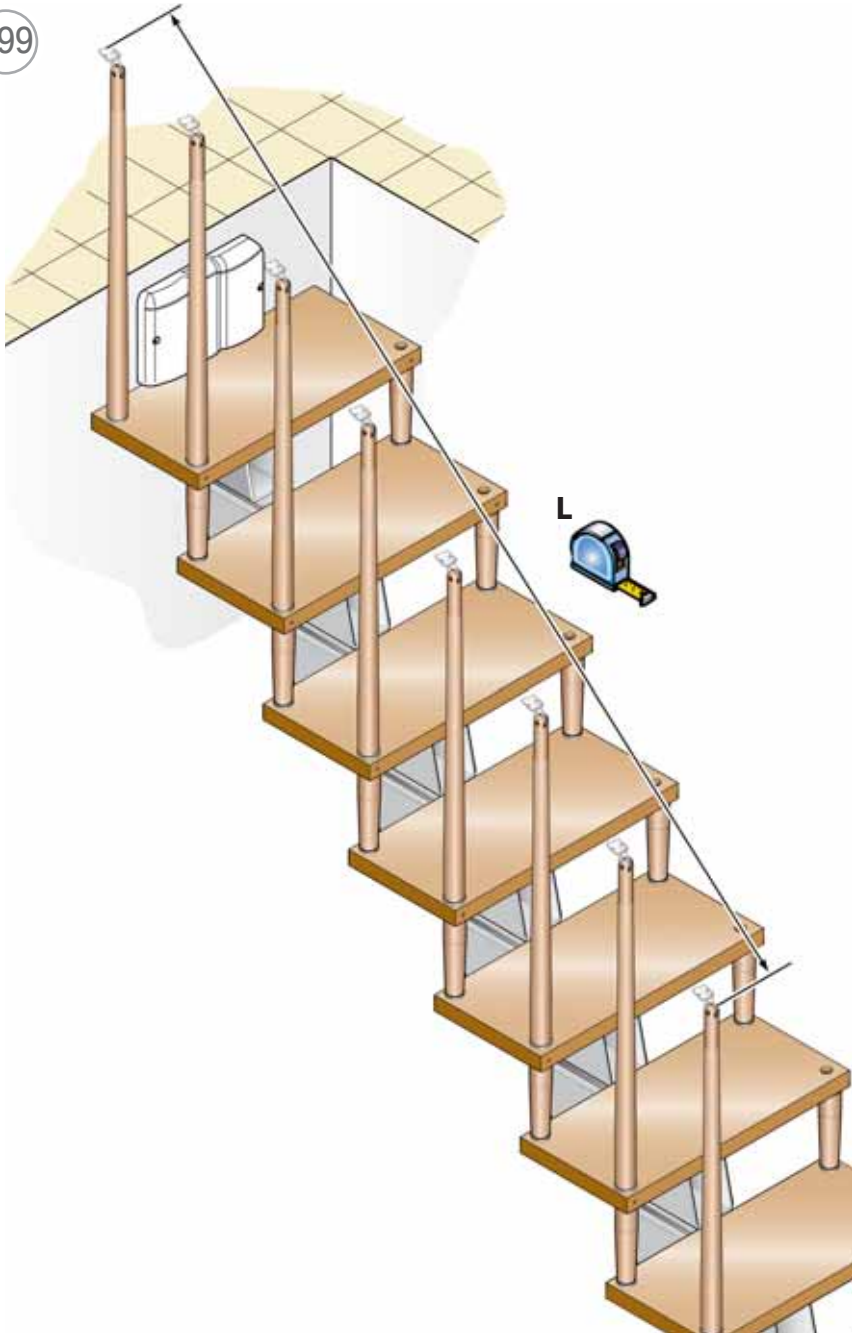

200

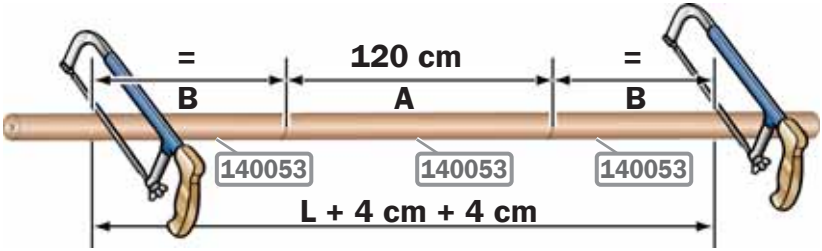

201

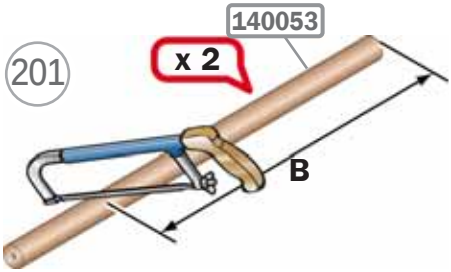

202

203

204

205

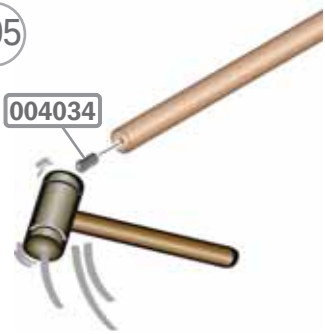

206

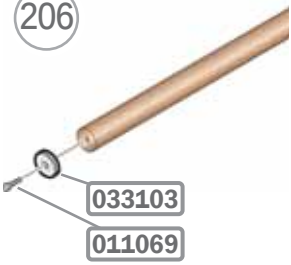

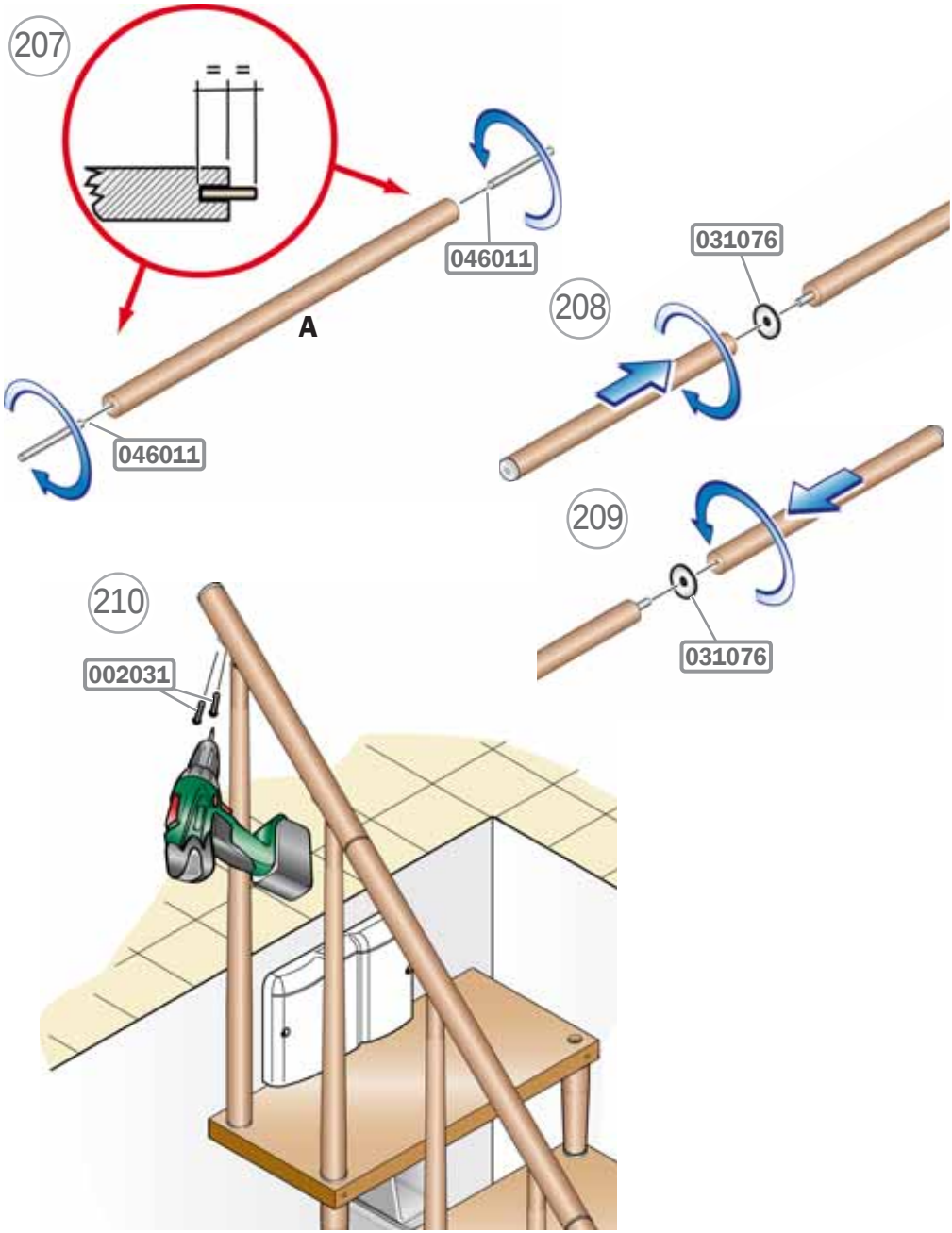
207
046011
A
046011
208
031076
209
031076
210
002031

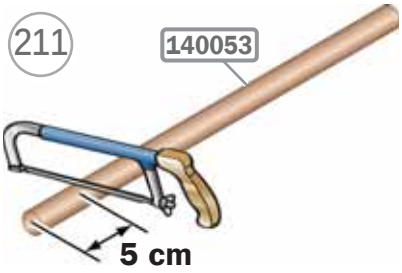
211
140053
5 cm

212

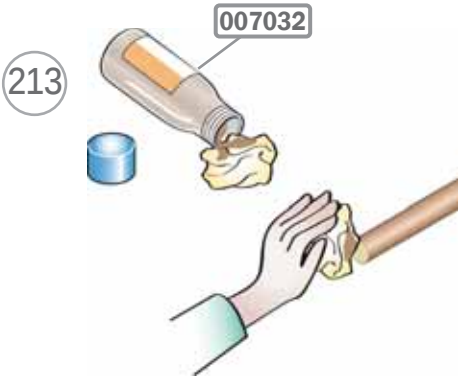
213
007032

214
Ø 6 x 20 mm

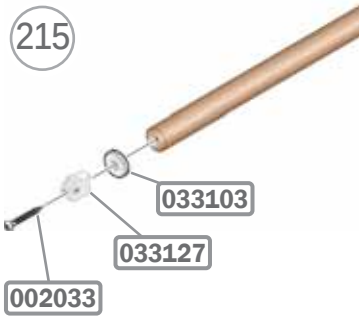
215
033103
033127
002033

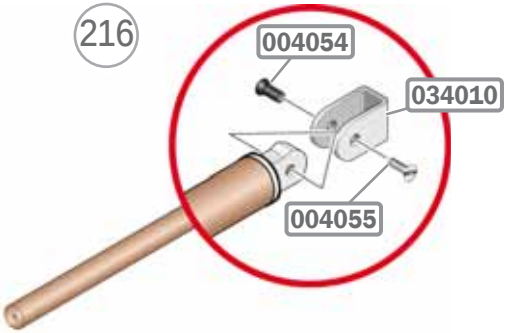
216
004054
034010
004055

217

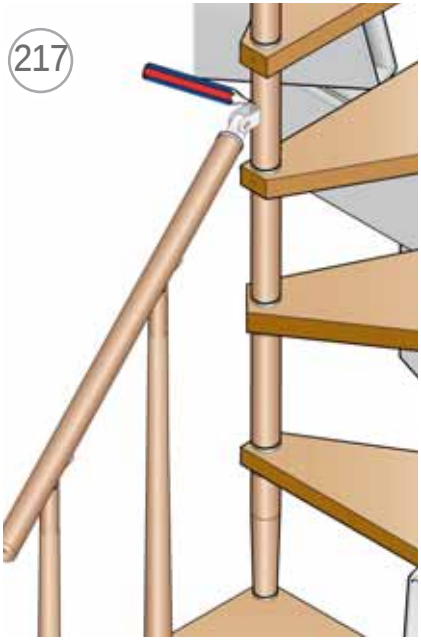

218

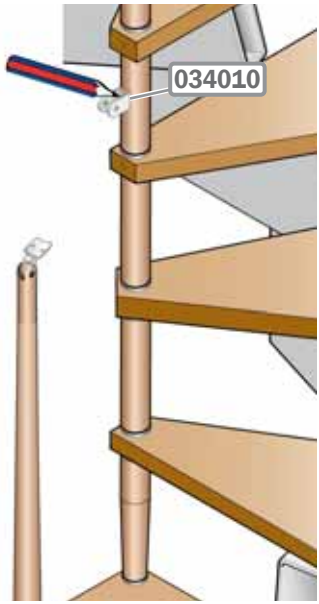

219

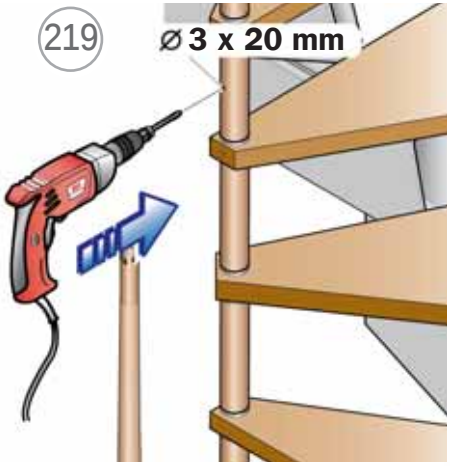

220

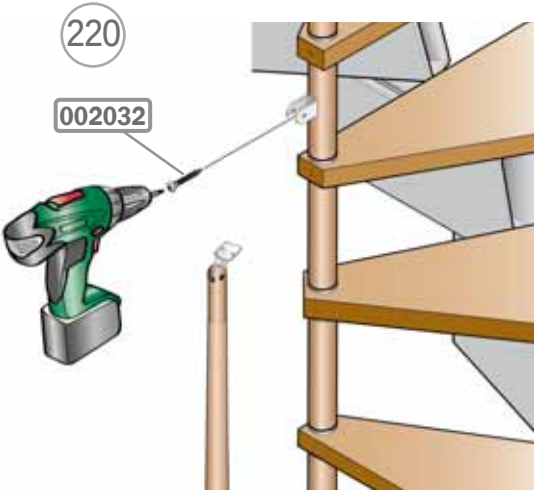

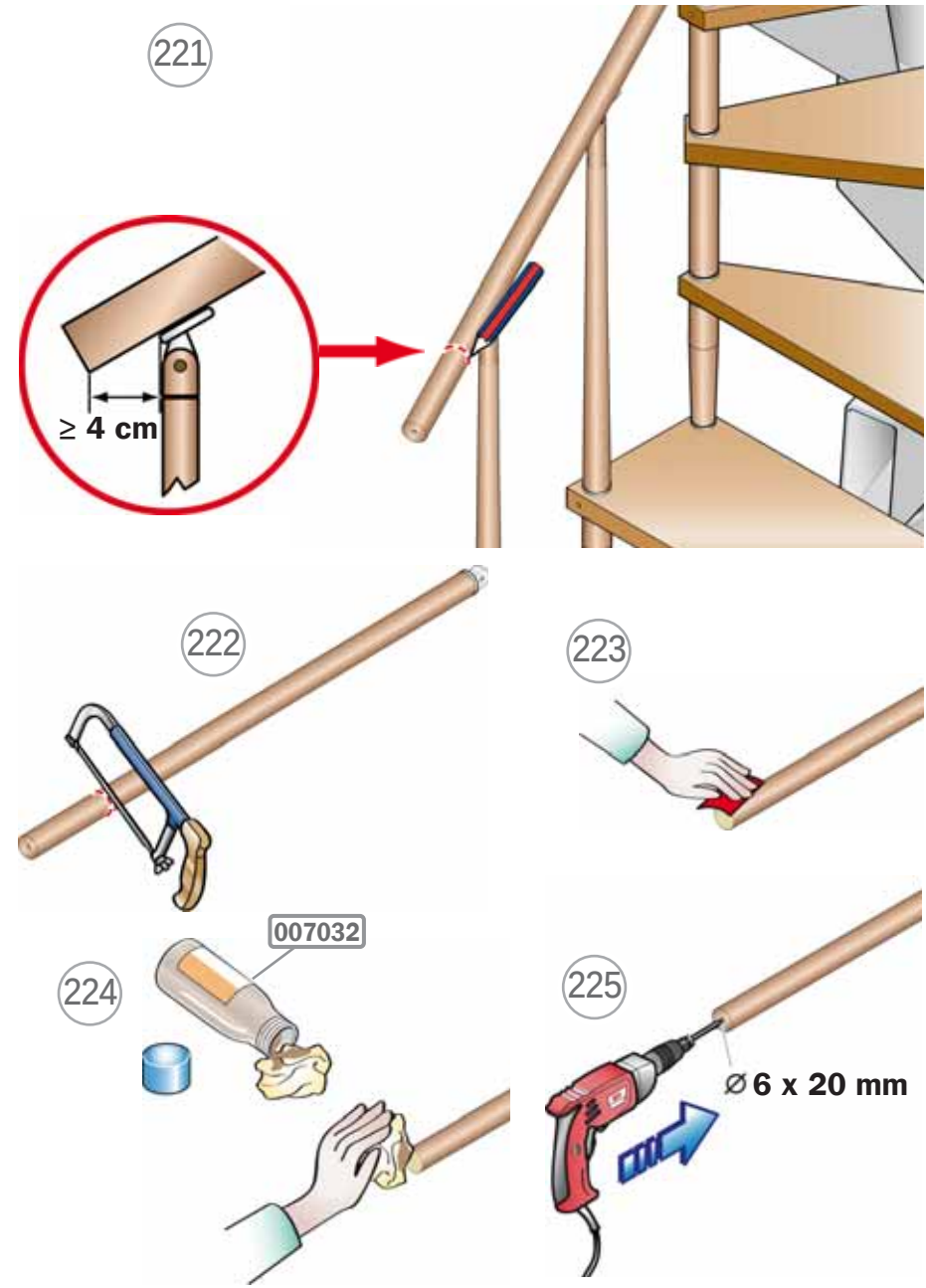
221
≥ 4 cm
222
223
224
007032
225
Ø 6 x 20 mm


226
004034

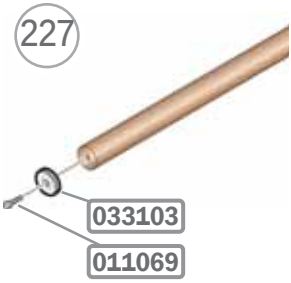
227
033103
011069

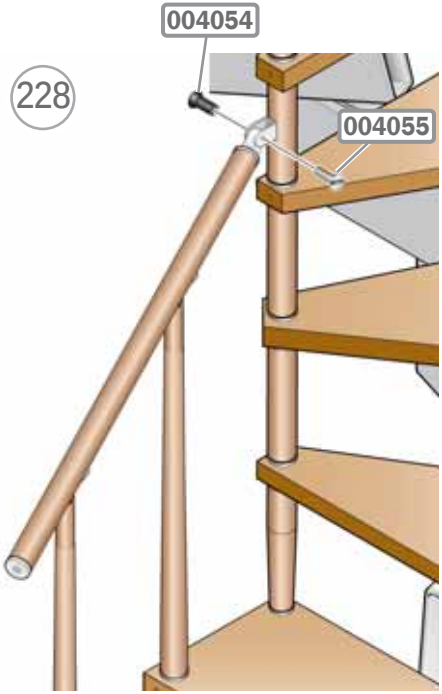
004054
228
004055

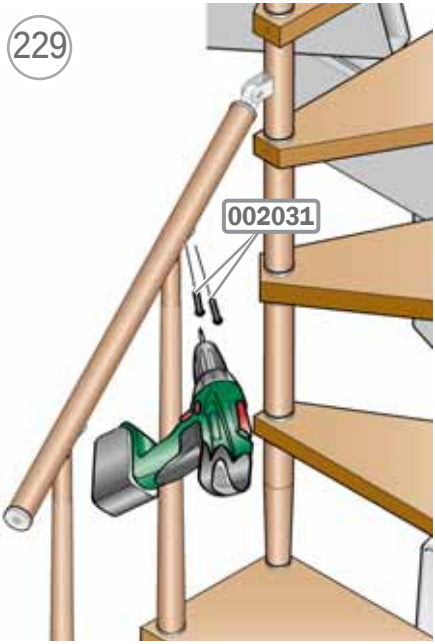
229
002031

230

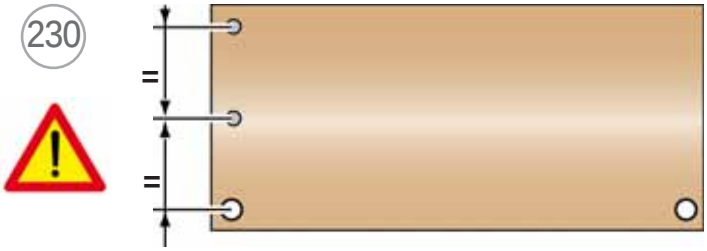

231

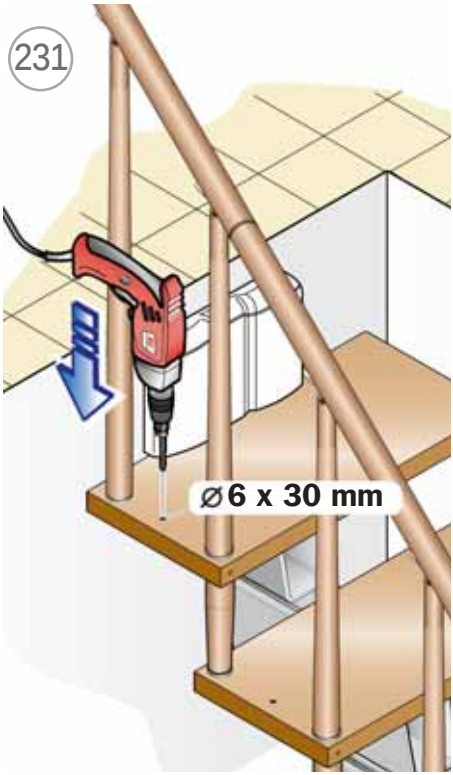

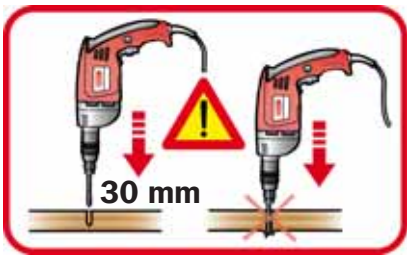

232

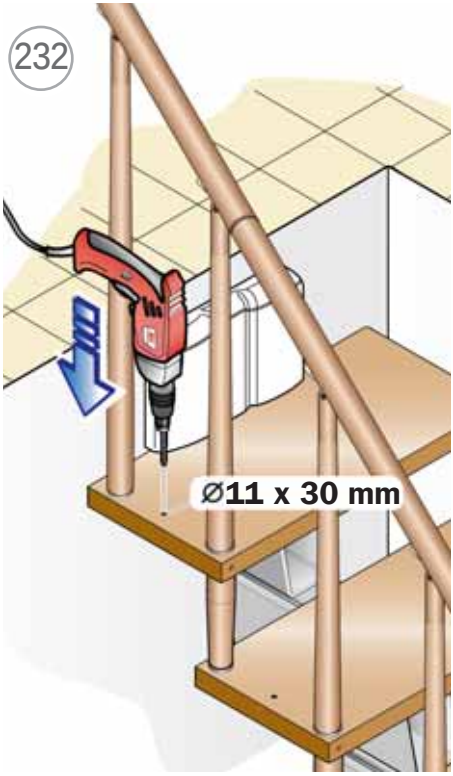

233

234

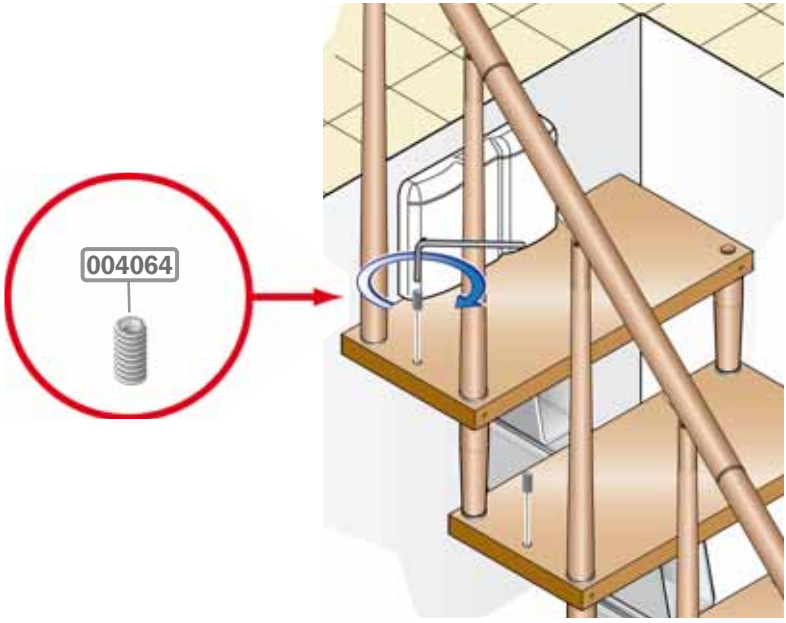

235

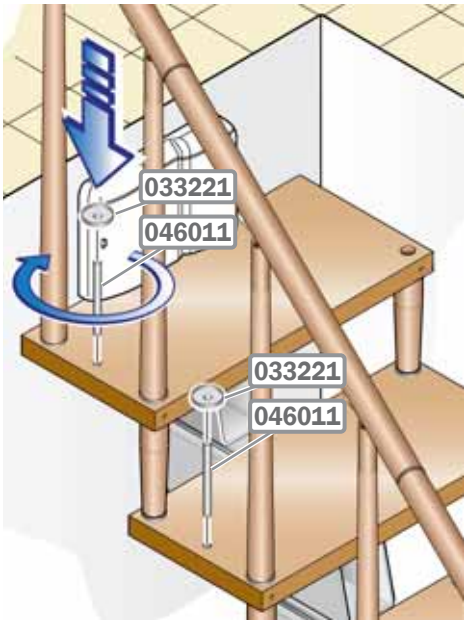

236

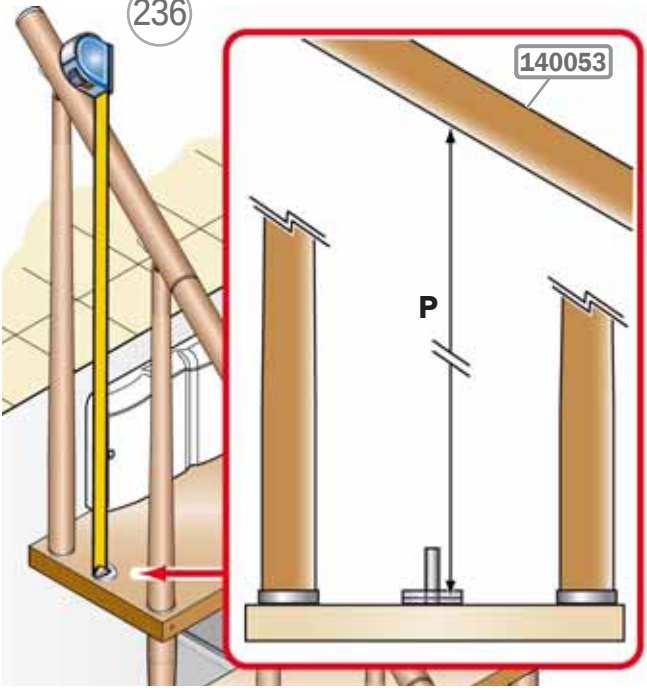

237

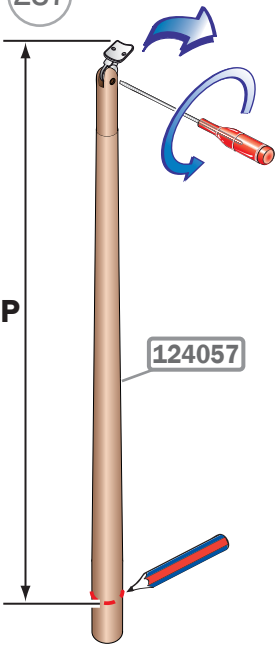

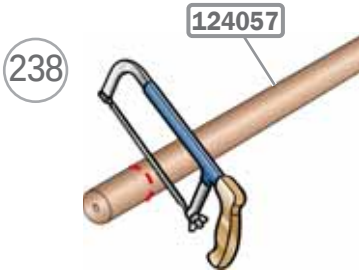
238
124057

239

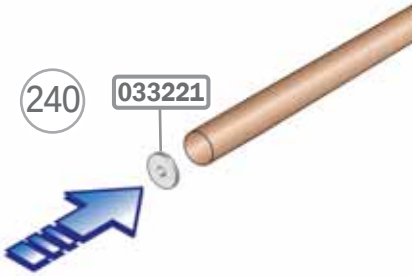
240
033221

241

242
Ø6 x 35 mm

243
Ø11 x 35 mm

244

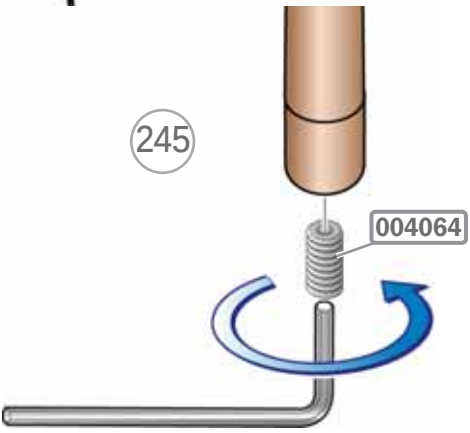
245
004064

246

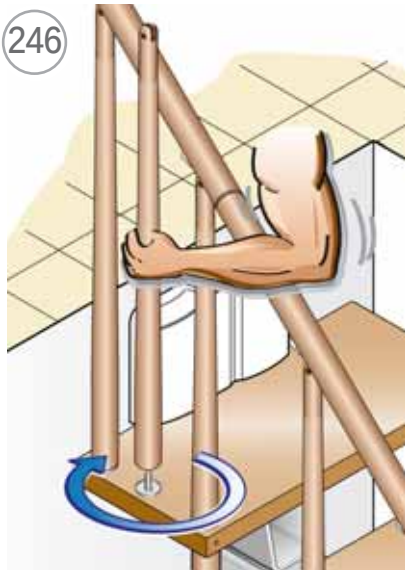

247

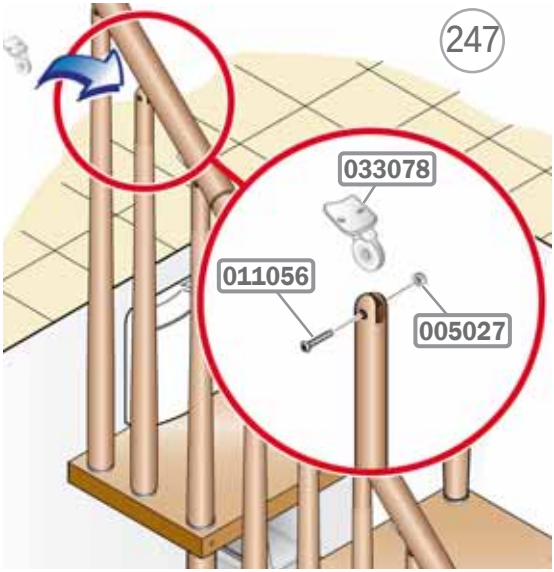

248

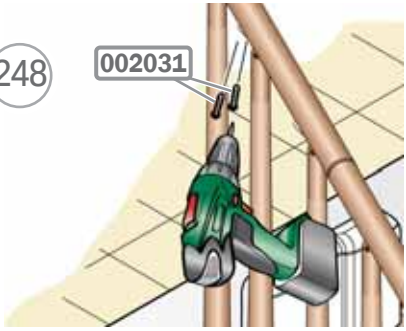

249

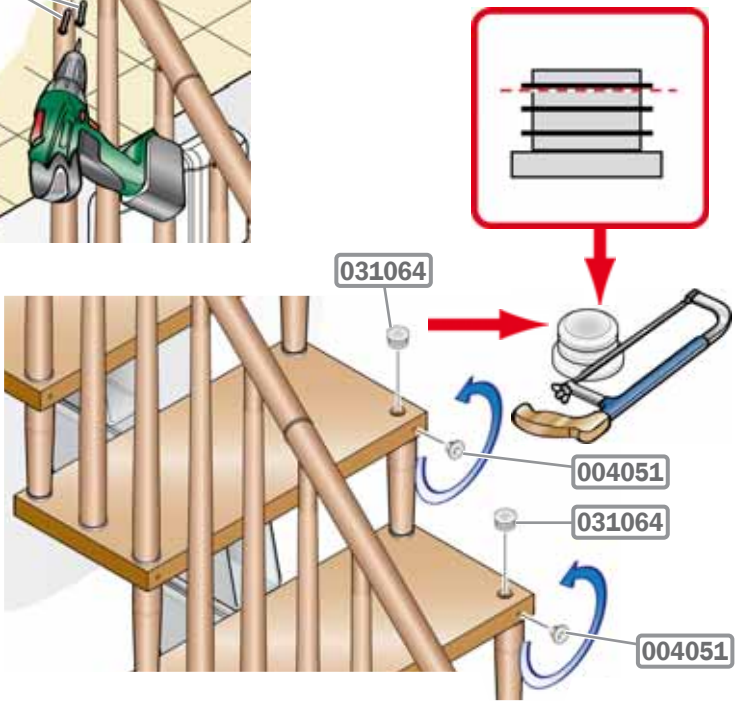

250

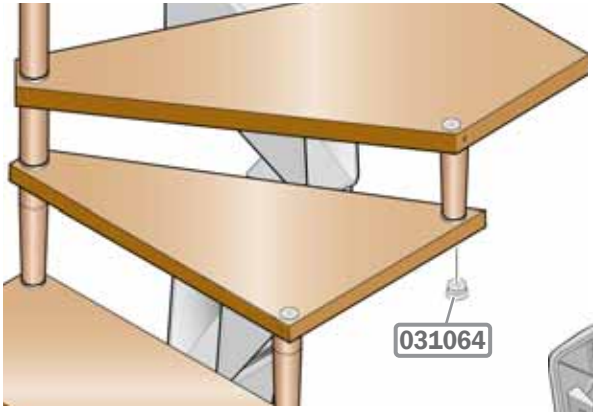

251

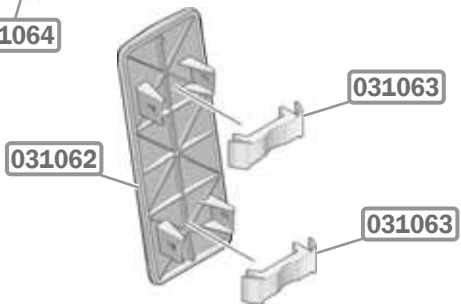

252

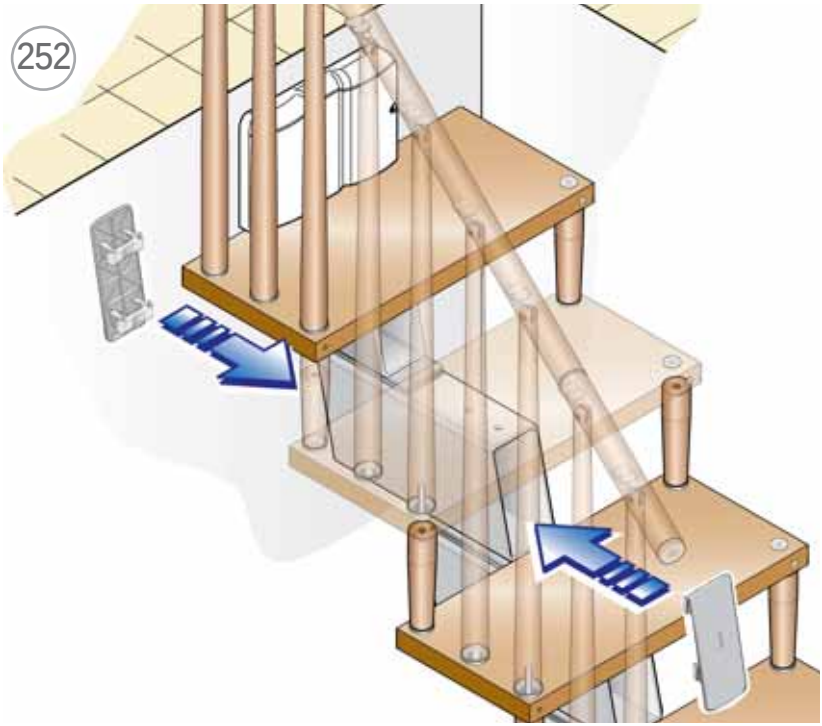

253

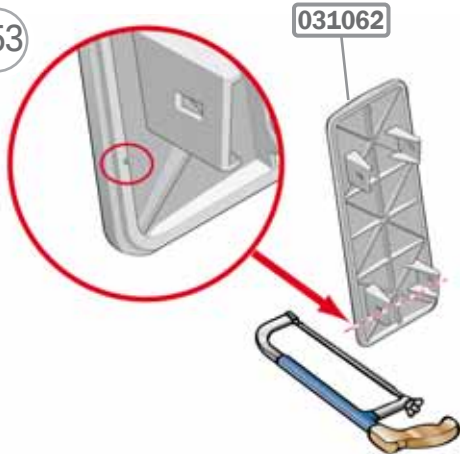

254

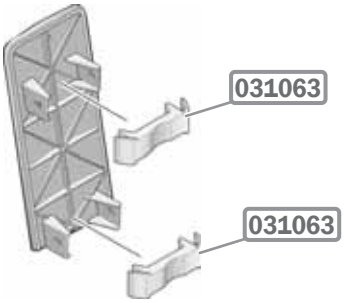

255

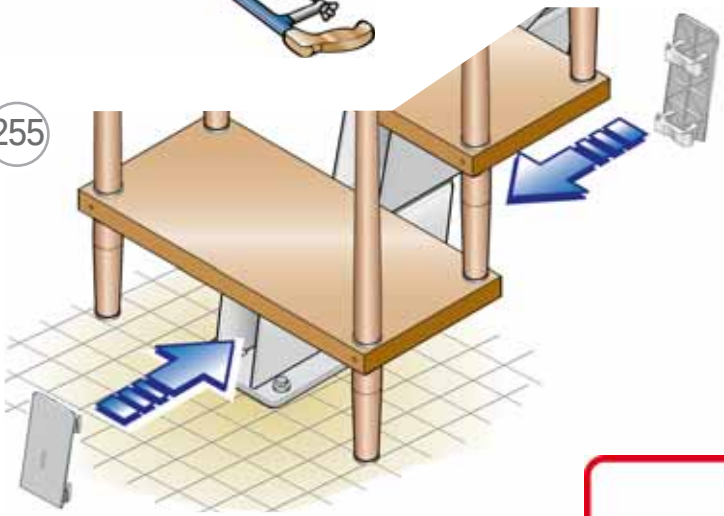

256

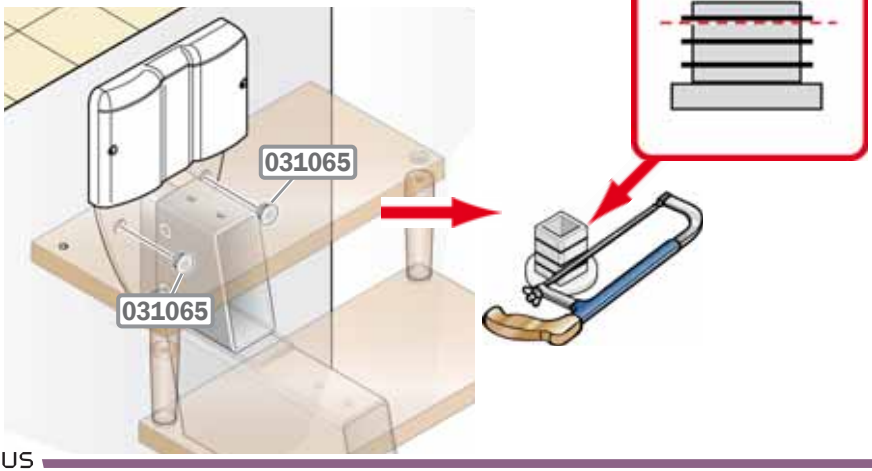

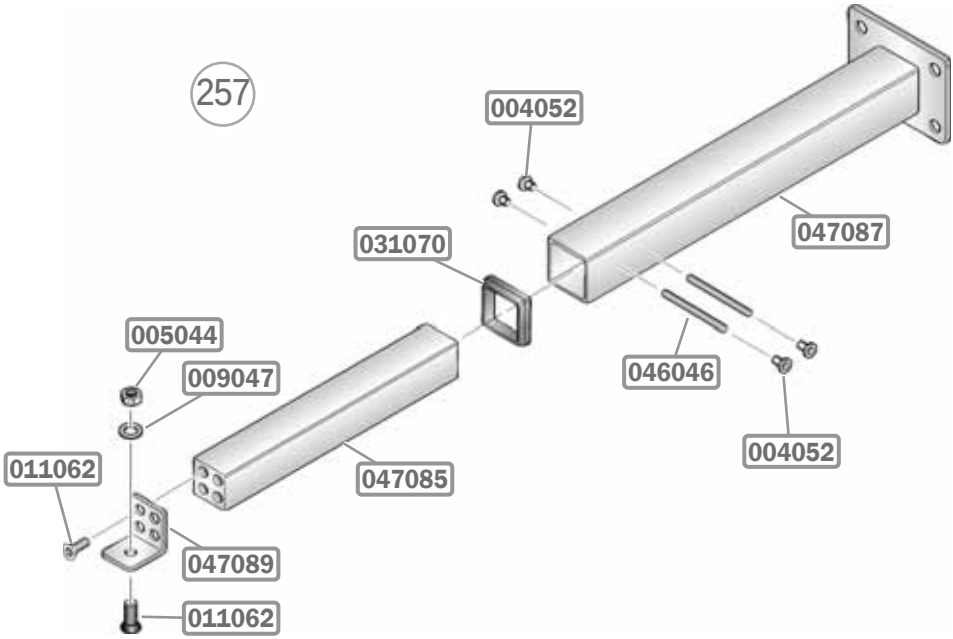
257
004052
047087
031070
005044
009047
046046
004052
011062
047085
047089
011062

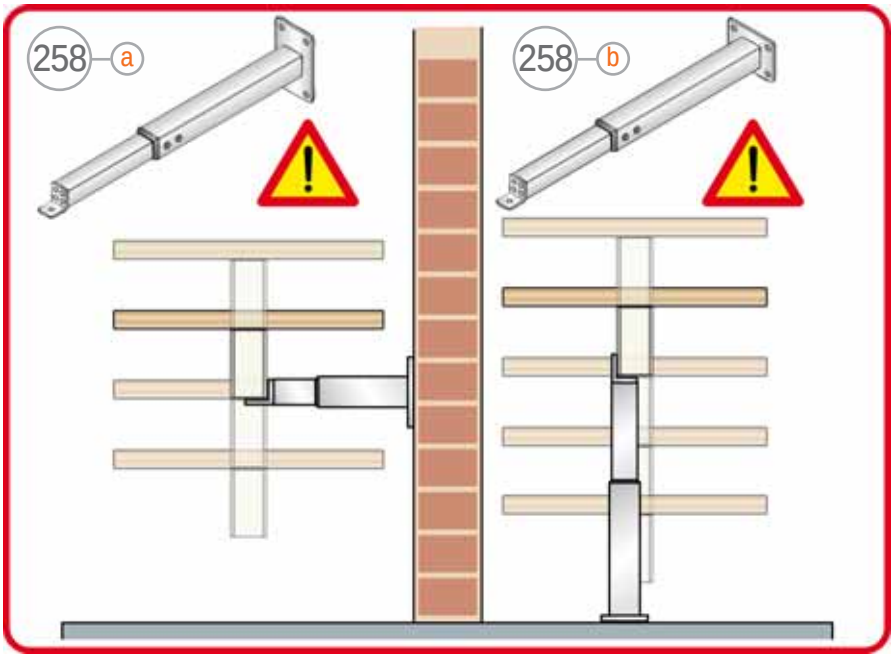
258 a
258 b

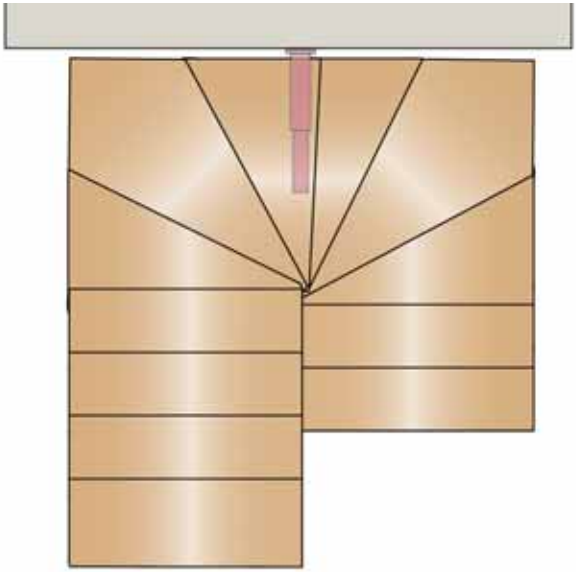

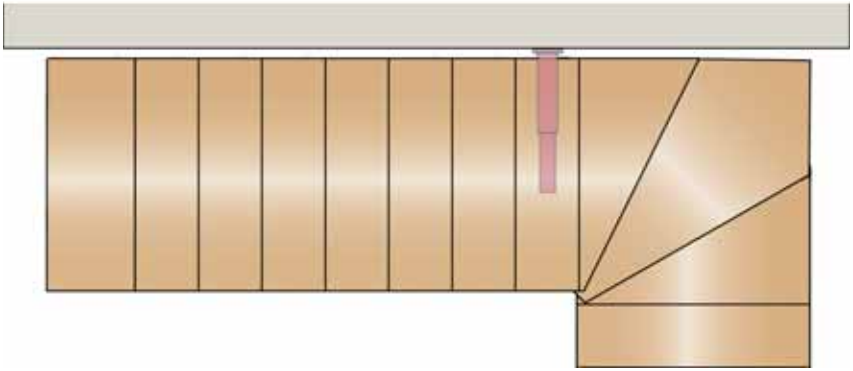

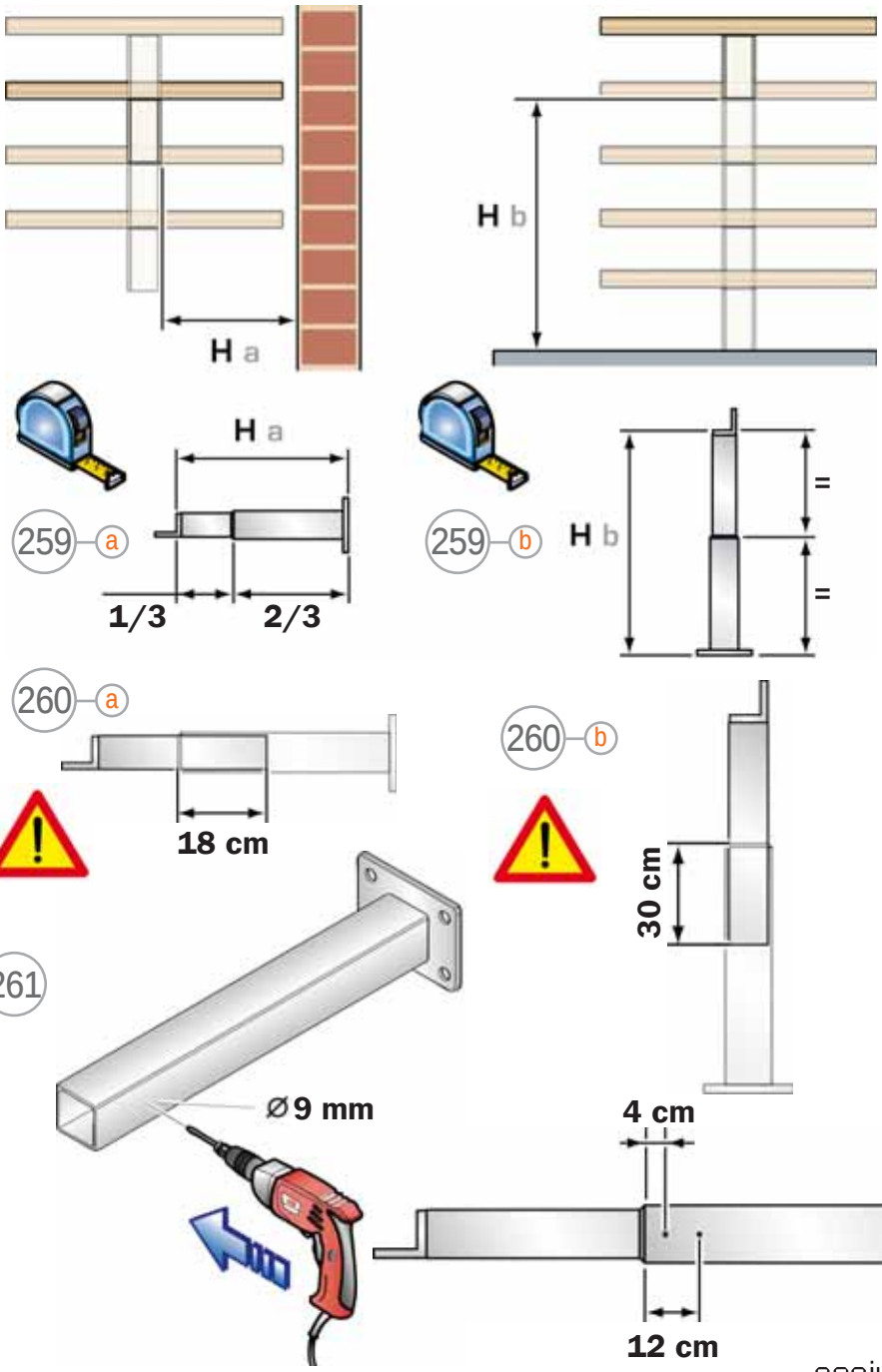
H a
H b
H a
259 a
1/3
2/3
259 b
H b
=
=
260 a
18 cm
260 b
30 cm
261
Ø9 mm
4 cm
12 cm

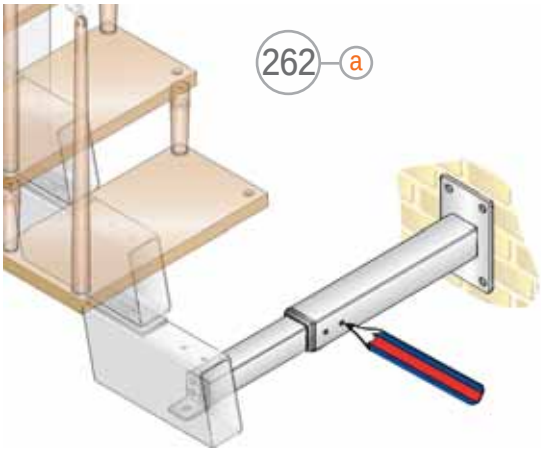
262
a

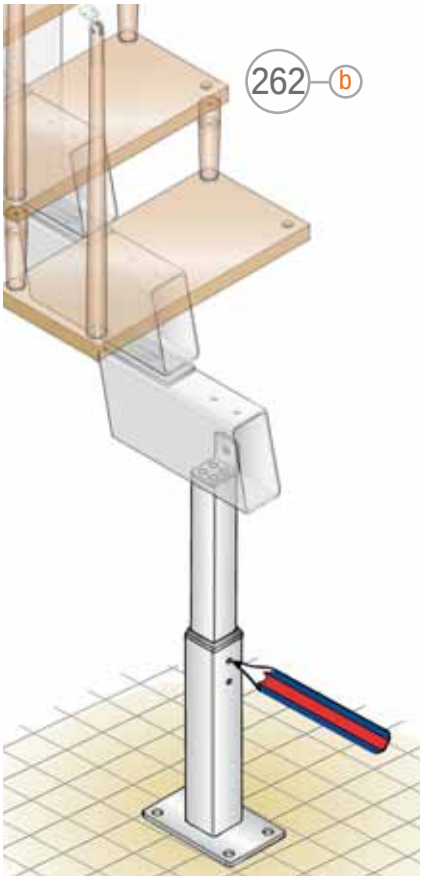
262
b

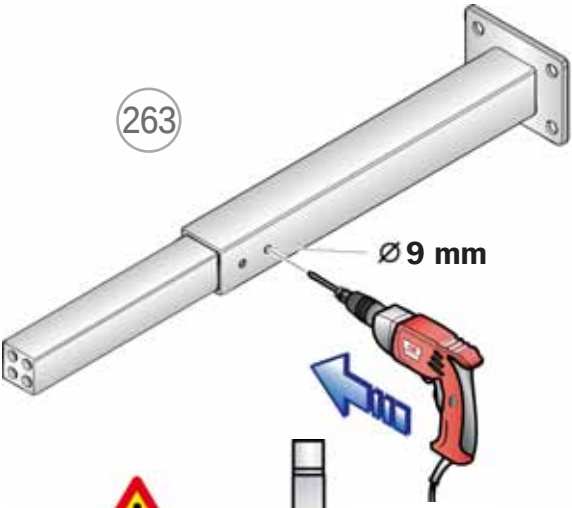
263
Ø 9 mm

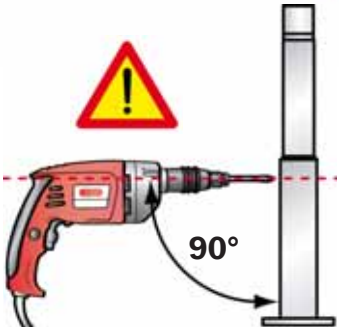
90°

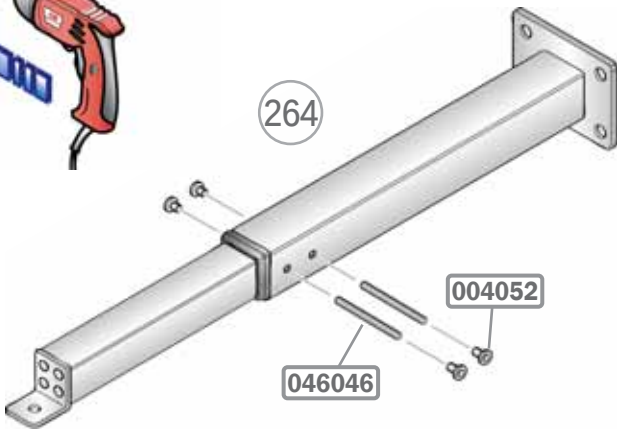
264
004052
046046

265 a

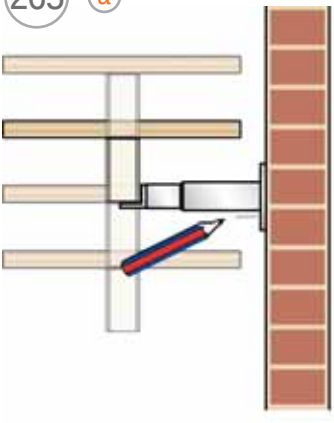

265 b

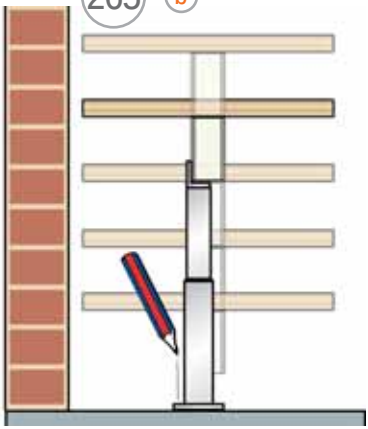

266 a

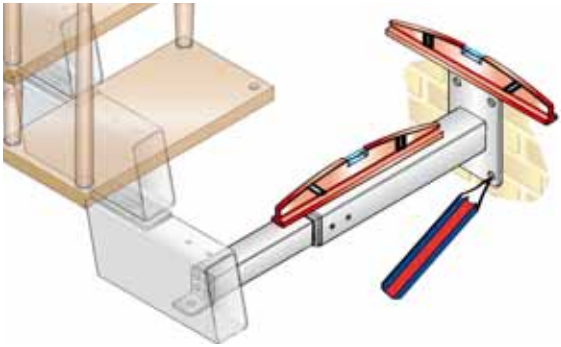

266 b

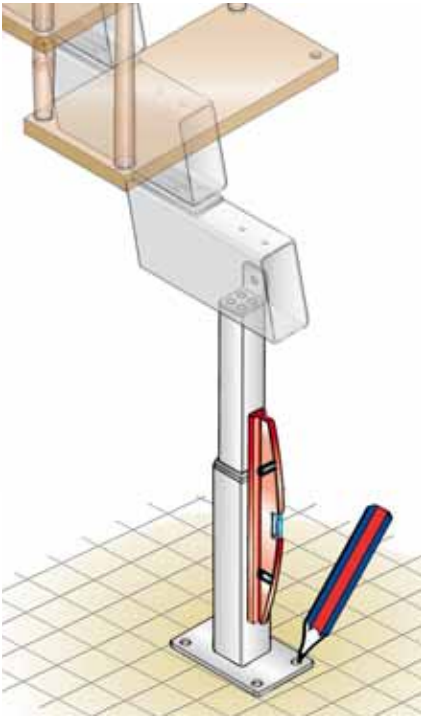

267 a

267 b

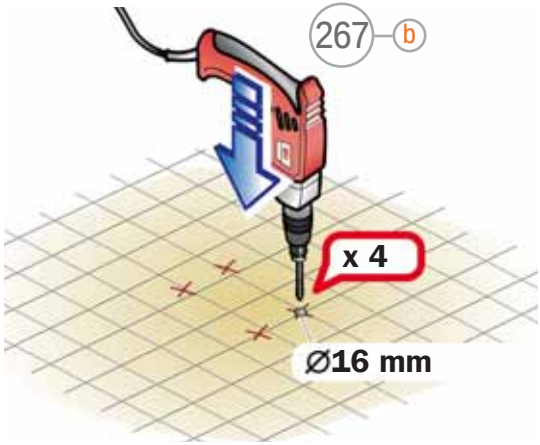

268 a

268 b

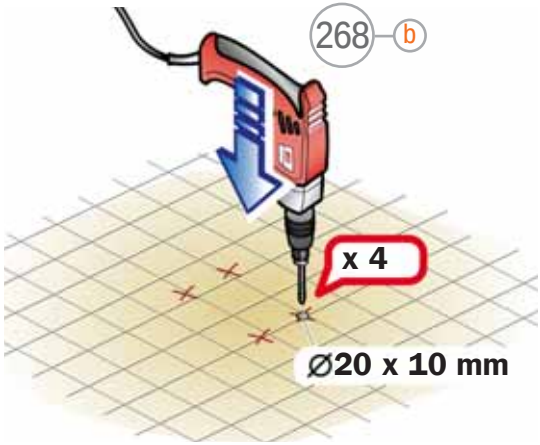

269 a

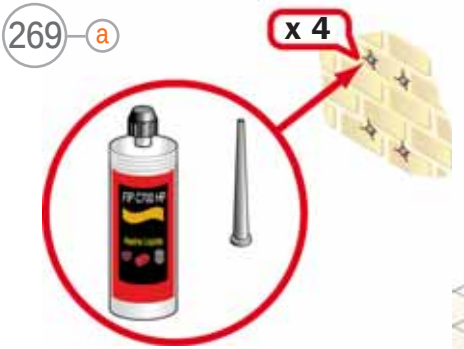

269 b

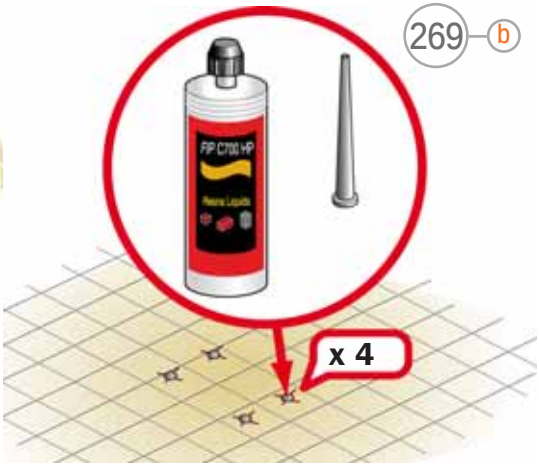

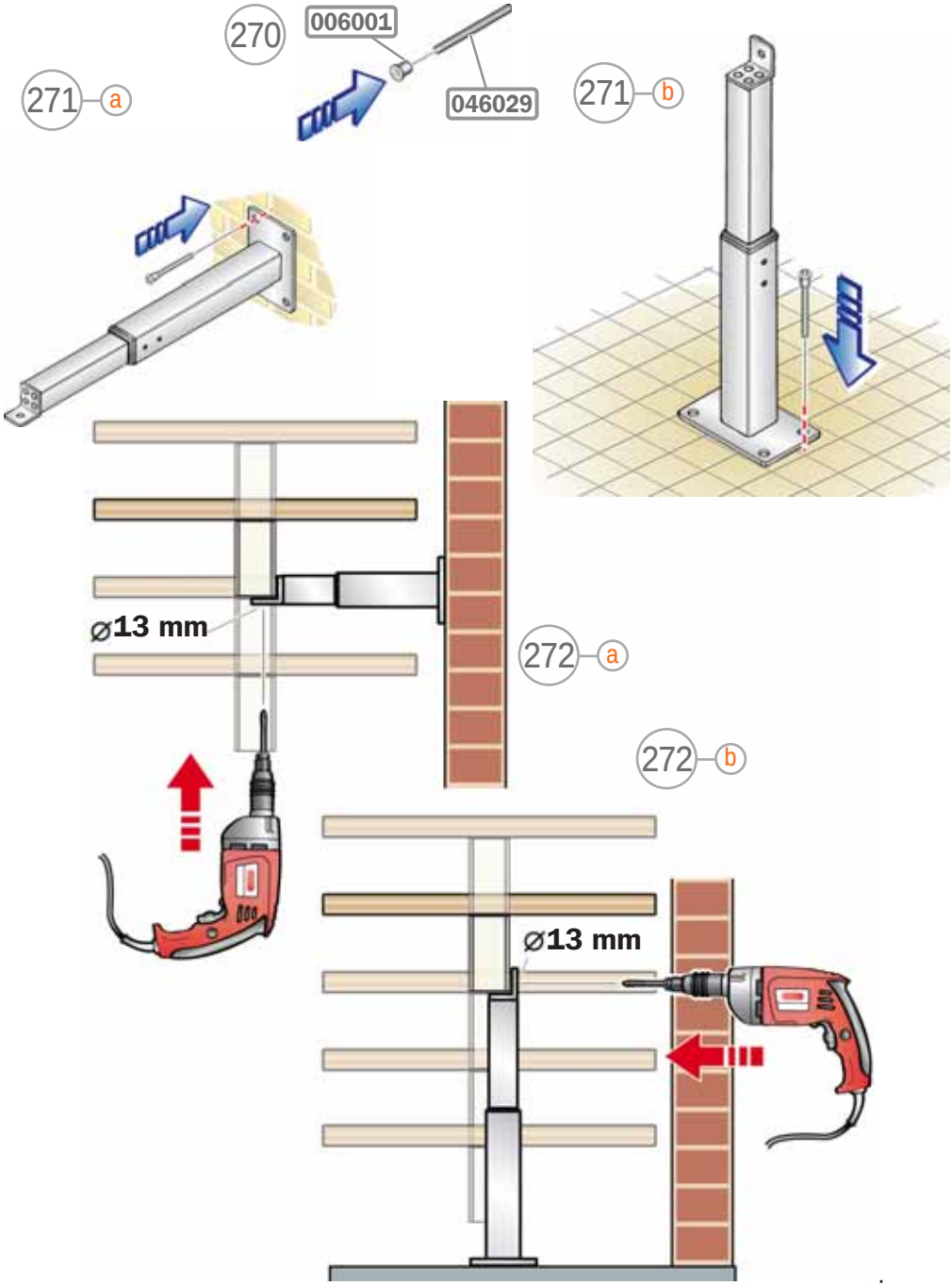
270
006001
046029
271 a
271 b
ø13 mm
272 a
272 b
ø13 mm

273 a

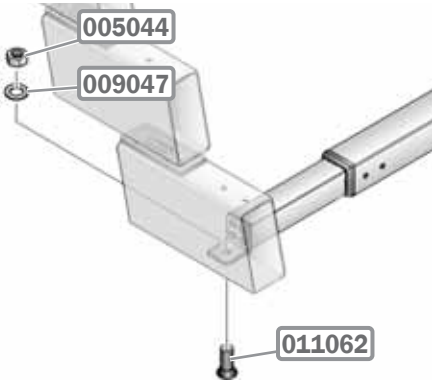

273 b

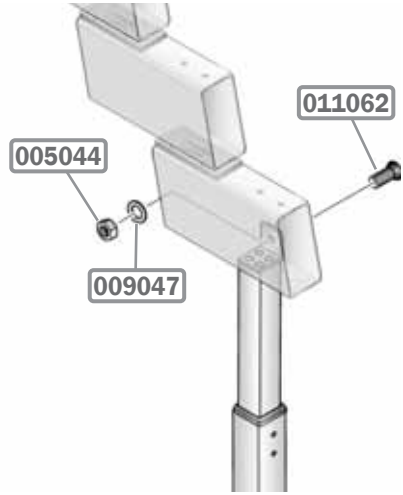

274 a

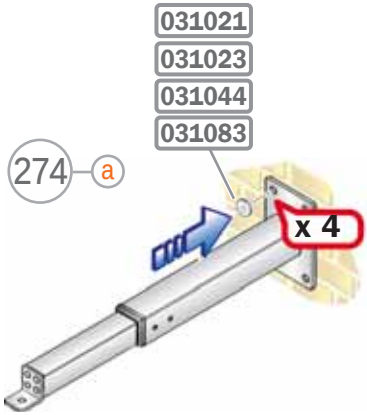

274 b

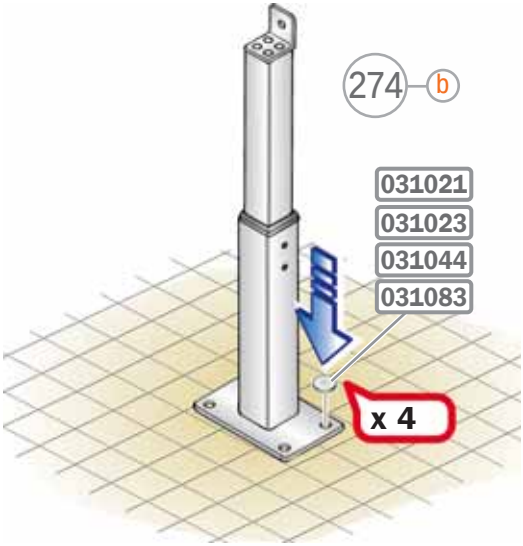

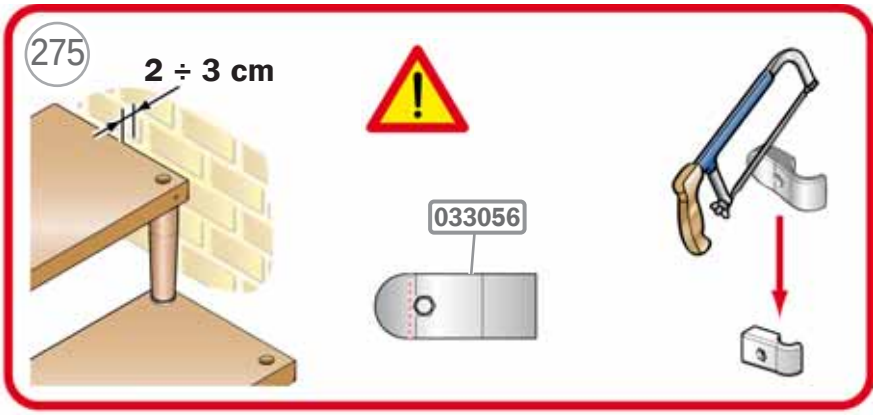
275
2 ÷ 3 cm
033056

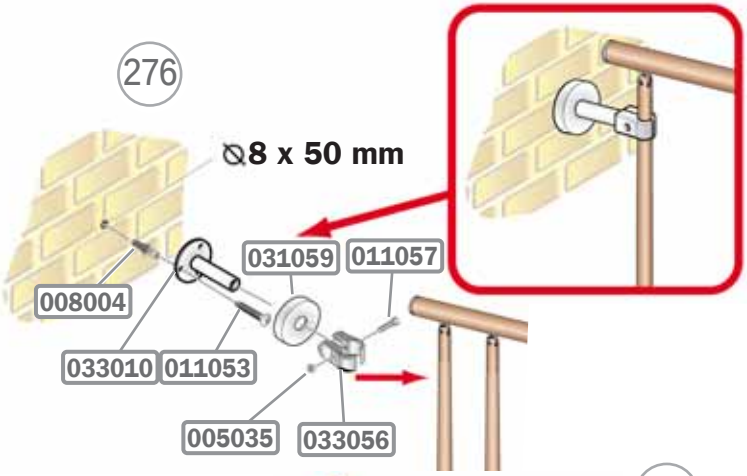
276
⌀8 x 50 mm
031059
011057
008004
033010
011053
005035
033056

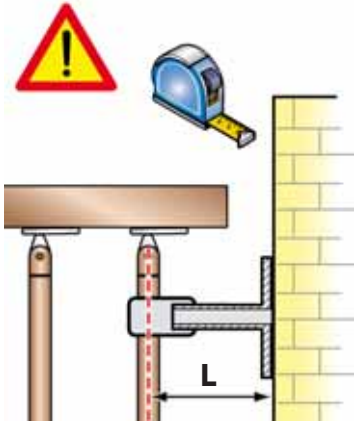
L

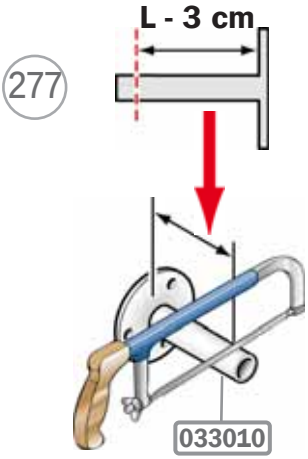
277
L - 3 cm
033010

278

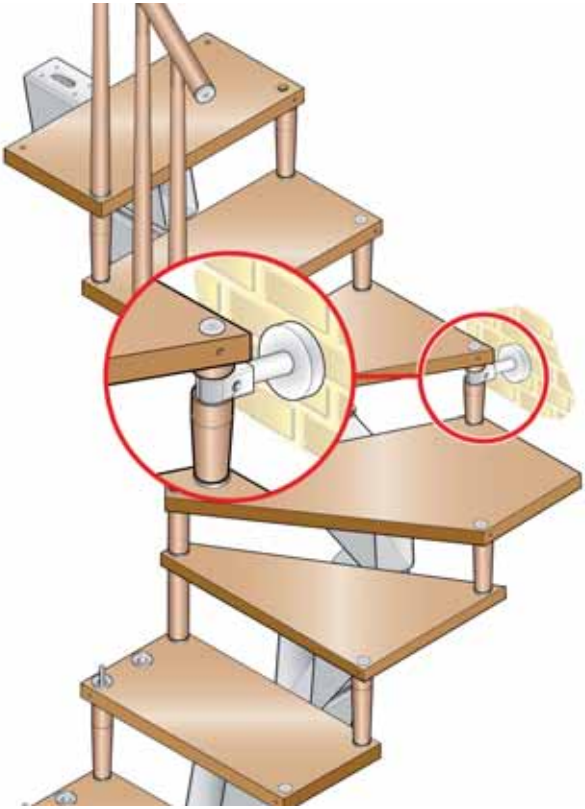

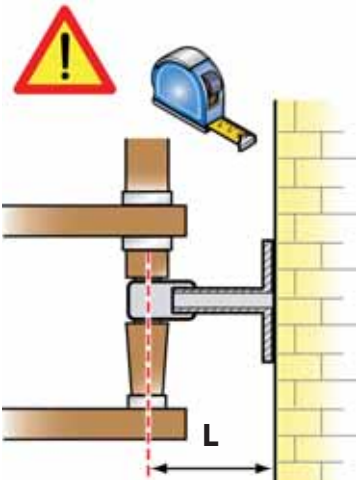

279

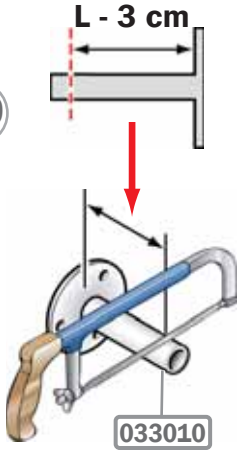

genius_ra

010 020 030 040 050 060 070

Italiano DATI IDENTIFICATIVI DEL PRODOTTO
English PRODUCT DETAILS
Deutsch PRODUKTEIGENSCHAFTEN
Français DONNÉES D'IDENTIFICATION DU PRODUIT
Español DATOS DE IDENTIFICACIÓN
Svenska PRODUKT DETALJER
Dansk PRODUKTETS IDENTIFIKATIONSDATA
Norsk PRODUKTINFORMASJON
Suomi TIETOJA TUOTTEESTA

fontanot®
scale di ogni tempo

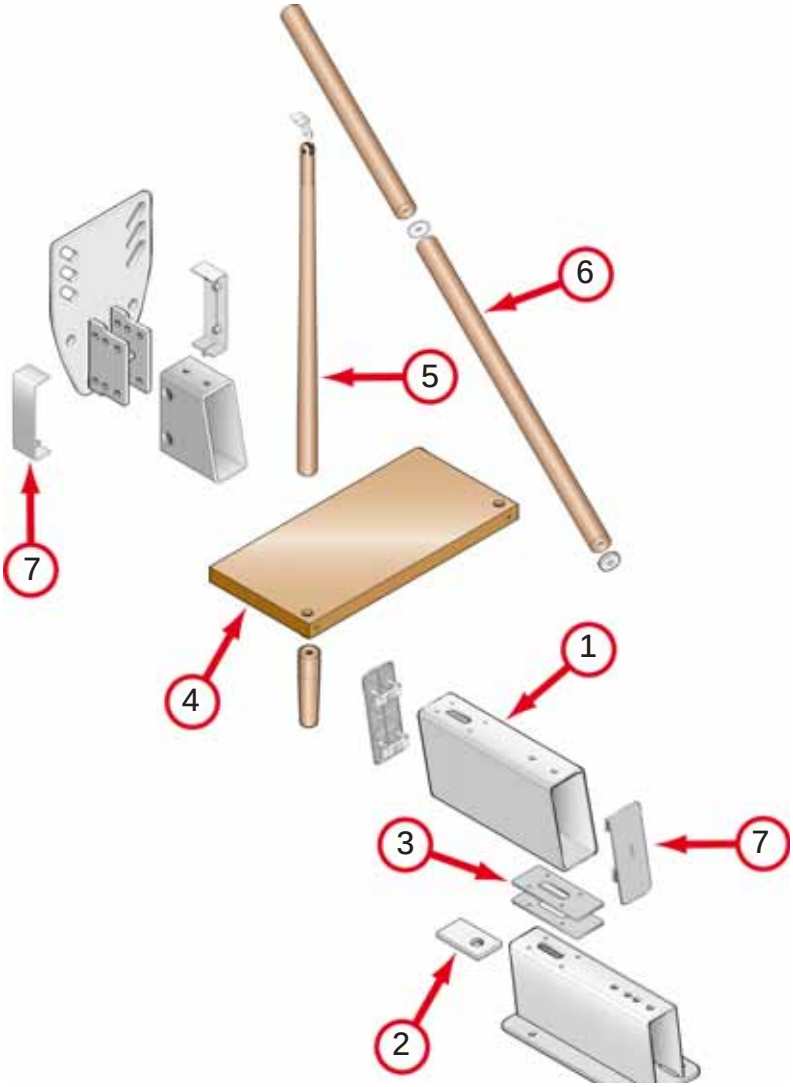
6
5
7
4
1
3
7
2

IT)
dati identificativi del prodotto

denominazione commerciale: **GENIUS 070 RA** (rampa acciaio)
tipologia: scala a rampa

STRUTTURA

descrizione
composta da supporti metallici **(1)**, spessori interni **(2)** ed esterni **(3)** assemblati fra loro con bulloni
materiali
bulloni: acciaio 8.8
supporti metallici e spessori interni: Fe 370
spessori esterni **(3)**: policarbonato
accessori **(7)**: ABS
finitura
supporti metallici e spessori interni: verniciatura a forno con polveri epossidiche

GRADINI

descrizione
gradini **(4)** in legno rettilinei, a ventaglio e pianerottoli assemblati alla struttura con bulloni
materiali
faggio / frassino
finitura
colorazione e verniciatura UV ad acqua

RINGHIERA

descrizione
composta da colonnine **(5)** verticali in legno fissate ai gradini **(4)** e da un corrimano **(6)** in legno
materiali
colonnine e corrimano di legno: faggio / frassino
finitura
colonnine e corrimano di legno: colorazione e verniciatura UV ad acqua

PULIZIA

pulire con panno morbido inumidito in acqua, privo di qualsiasi prodotto contenente solventi, alcool etilico, ammoniaca e materiali abrasivi. le parti metalliche verniciate a polvere possono essere pulite con un panno morbido inumidito con acqua e con sapone neutro. le parti pulite devono essere asciugate nel più breve tempo possibile, sempre con un panno morbido, per evitare che le finiture lucide perdano la loro brillantezza, a causa dell'ossidazione delle parti metalliche.

MANUTENZIONE

il controllo e la manutenzione della propria scala garantisce un buon funzionamento ed un buon rendimento nel tempo. eventuali inconvenienti che si possono verificare nell'uso quotidiano possono essere eliminati da voi stessi senza necessità di rivolgersi all'assistenza clienti, facendovi evitare perdite di tempo o costi aggiuntivi. ad esempio, dopo circa 12 mesi dal montaggio della scala, una attenzione va rivolta alla viteria dei vari componenti che potrebbe richiedere di essere serrata.

PRECAUZIONI D'USO

evitare usi impropri e non consoni al prodotto. eventuali manomissioni o installazioni non rispondenti alle istruzioni del produttore possono inficiare le conformità prestabilite del prodotto.

EN)
product identification data

trade name: **GENIUS 070 RA** (steel flight)
type: flight staircase

STRUCTURE

description
composed of metal supports **(1)**, internal **(2)** and external **(3)** spacers assembled to each other with bolts
materials
bolts: steel 8.8
metal supports and internal spacers: Fe 370
external spacers **(3)**: polycarbonate
accessories **(7)**: ABS
finishing
metal supports and internal spacers: epoxy powder coated in furnace

TREADS

description
straight fanned out wooden treads **(4)** assembled to the structure with bolts
materials
beech / ash
finishing
water-based colouring and UV painting

RAILING

description
composed of metal vertical balusters **(5)** fixed to treads **(4)** and of a wooden handrail **(6)**
materials
balusters and handrail: beech / ash
finishing
balusters and handrail: water-based colouring and UV painting

CLEANING

clean with a soft wet cloth, without any product containing solvents, ethyl alcohol, ammonia and abrasive materials. the powder varnished metallic parts can be cleaned with a soft cloth, after dampening it with a solution of water and neutral soap. the clean parts must be dried as soon as possible, with a soft cloth, in order to avoid that the shiny parts lose their brilliance, due to the oxidation of the metallic parts.

MAINTENANCE

regular inspection and maintenance of your staircase will guarantee good functioning and good efficiency over time. you can solve any problems that may occur in daily use yourselves without having to call customer service, that way saving time and extra costs. for example, about 12 months after installation, check the screws of the various components which may need tightening.

USE PRECAUTION

avoid any improper use that is not in accordance with the product. possible violations or installations which don't comply with the providers instructions can invalidate the agreed product conformities.

DE)
Produkteigenschaften

Handelsbezeichnung: **GENIUS 070 RA**
(Stahlwendeltreppe)
Typ: Mittelholmtreppe

STRUKTUR

Beschreibung
besteht aus Metallträgern **(1)**, inneren **(2)** und äusseren **(3)** Distanzstücke, die mit Bolzen aneinander befestigt sind
Materialen
Bolzen: 8.8 Stahl
Metallträgern und innere Distanzstücke: Fe 370
äussere Distanzstücke **(3)**: Polycarbonat
Accessoires **(7)**: ABS
Ausführung
Metallträgern und innere Distanzstücke: Ofenlackierung mit Epoxydharzpulver

STUFEN

Beschreibung
gerade, fächerförmige Holzstufen **(4)** und Podeste, die mit Bolzen an der Struktur befestigt sind
Materialen
Buche /Esche
Ausführung
Färbung und UV-Lackierung mit Wasser

GELÄNDER

Beschreibung
besteht aus vertikalen Metallstäben **(5)** die auf den Stufen **(4)** befestigt sind und einem Holzhandlauf **(6)**
Materialen
Geländerstäbe und Handlauf: Buche / Esche
Ausführung
Geländerstäbe und Handlauf: Färbung und UV-Lackierung mit Wasser

REINIGUNG

mit einem weichen feuchten Tuch reinigen. keine Reinigungsmittel verwenden, die Lösungs-, Scheuermittel, Äthylalkohol oder Ammoniak beinhalten. die beschichteten Metallteile können mit einem weichen, mit Wasser und neutraler Seife angefeuchteten Tuch gereinigt werden. die gereinigten Teile müssen so schnell wie möglich und ebenfalls mit einem weichen Tuch abgetrocknet werden, um zu vermeiden, dass die blanken Ausführungen durch die Oxidation der Metallteile ihren Glanz verlieren.

WARTUNG

die Kontrolle und Wartung der eigenen Treppe garantiert einwandfreies Funktionieren und gute dauerhafte Leistung. eventuelle Störungen, die bei der täglichen Benutzung auftreten, können von ihnen selbst ohne Benachrichtigung des Kundendienstes behoben werden, wobei Zeitaufwand und zusätzliche Kosten vermieden werden. zum Beispiel muss das Schraubenmaterial der verschiedenen Komponenten zirka 12 Monate nach der Montage überprüft und eventuell festgezogen werden.

VORSICHTSMAßNAHMEN FÜR DIE ANWENDUNG

die falsche und unangemessene Verwendung des Produkts vermeiden. eventuelle Beschädigungen oder nicht der Montageanleitung des Herstellers gemässe Einrichtungen können die vorgegebene Produktkonformität für ungültig erklären.

FR)
données d'identification du produit

désignation commerciale: **GENIUS 070 RA**
(rampe acier)
type: escalier en volée

STRUCTURE

description
comprenant de supports métalliques **(1)** et des disques entretoises intérieurs **(2)** et extérieurs **(3)** assemblés entre eux par des boulons
materiaux
boulons: acier 8.8
supports métalliques et disques entretoises intérieurs: Fe 370
disques entretoises extérieurs **(3)**: polycarbonate
accessoires **(7)**: ABS
finition
supports métalliques et disques entretoises intérieurs: peinture au four avec des poudres d'époxi

MARCHES

description
marches **(4)** en bois rectilignes, en éventail et paliers assemblées à la structure par des boulons
materiaux
hêtre / frêne
finition
coloration et peinture UV à l'eau

GARDE-CORPS

description
composé de colonnettes **(5)** verticales en métal fixées aux marches **(4)** et par une main courante **(6)** en bois
materiaux
colonnettes et main courante: hêtre / frêne
finition
colonnettes et main courante: coloration et peinture UV à l'eau

NETTOYAGE

nettoyer avec un chiffon souple humidifié à l'eau, sans aucun produit contenant des solvants, de l'alcool éthylique, de l'ammoniac et des matières abrasives. les éléments métalliques peints à la poudre peuvent être nettoyés à l'aide d'un chiffon doux, trempé dans de l'eau savonneuse (savon neutre). les éléments propres doivent être séchés le plus vite possible, toujours à l'aide d'un chiffon doux, pour éviter que les finitions brillantes ne perdent leur brillant, à cause de l'oxydation des éléments métalliques.

ENTRETIEN

le contrôle et l'entretien de l'escalier permet de garantir son bon foncionnement et son bon état durable. les éventuels problèmes susceptibles de présenter peuvent être eliminés par l'utilisateur sans devoir faire appel au service d'assistance clients et en évitant ainsi pertes de temps ou coûts supplèmentaires. ainsi, 12 mois environ après le montage de l'escalier, il convient de bien contrôler les vis des différents et au besoin de les serrer.

PRECAUTION D'UTILISATION

éviter l'utilisation impropre et non conforme au produit. d'éventuelles alterations ou installations non correspondantes aux instructions du producteur peuvent invalider les conformités preetablies du produit.

ES)
datos de identificación del producto

denominación comercial: **GENIUS 070 RA**
(rampa acero)
tipología: escalera de rampa

ESTRUCTURA

descripción
compuesta por soportes de metal **(1)**, espaciadores interiores **(2)** y exteriores **(3)** ensamblados entre sí con pernos
materiales
pernos: acero 8.8
soportes de metal y espaciadores interiores: Fe 370
riostras exteriores **(3)**: policarbonato
acesorios **(7)**: ABS
acabado
soportes de metal y espaciadores interiores: barnizado al horno con polvos epoxídicos

PELDAÑOS

descripción
peldaños **(4)** de madera rectilíneos, en forma de abanico y mesetas ensamblados en la estructura con pernos
materiales
haya / fresno
acabado
pintura y barnizado UV al agua

BARANDILLAS

descripción
compuesta por barrotes **(5)** verticales de metal fijados a los peldaños **(4)** y por un pasamanos **(6)** de madera
materiales
barrotes y pasamanos: haya / fresno
acabado
barrotes y pasamanos: pintura y barnizado UV al agua

LIMPIEZA

limpiar con un trapo suave humedecido con agua y sin ningún producto que contenga disolventes, alcohol etílico, amoníaco y materiales abrasivos. las partes de metal pintadas en polvo se pueden limpiar con un paño suave humedecido con agua y jabón neutral. las partes limpiadas se deben secar lo antes posible, siempre con un paño suave, para evitar que los acabados en brillo pierdan su brillantez debido a la oxidación de las partes metálicas.

MANTENIMIENTO

el control y el mantenimiento de la escalera garantizan un buen funcionamiento y un buen rendimiento con el paso del tiempo. usted mismo podrá eliminar los problemas eventuales que podrían aparecer en el uso cotidiano sin necesitades de contactar con el servicio de asistencia al cliente, ahorrando así tiempo y dinero. por ejemplo, 12 meses después del montaje de la escalera, hay que prestar atención a la tornillería de los distintos componentes, ya que podría requerir un ajuste.

PRECAUCIONES DE USO

evitar usos impropios y no conformes con el producto. eventuales manipulaciones o instalaciones que no cumplan con las instrucciones del fabricante pueden menoscabar las cualidades certificadas en las pruebas de conformidad a las que previamente fue sometido el producto.

SV)
produktdetaljer

varunamn: **GENIUS 070 RA** (rak ståltrappa)
typ: trappa med rak utformning

KONSTRUKTIONEN

beskrivning
sammansatt av metallstommar **(1)**, inre distansbrickor **(2)** och yttre distansbrickor **(3)** hopmonterade med skruvar
material
skruvar: stål 8.8
metallstommar och inre distansbrickor: Fe 370
yttre distansbrickor **(3)**: polykarbonat
tillbehör **(7)**: ABS
ytbehandling
metallstommar och inre distansbrickor: ugnslackering med epoxipulver

STEG

beskrivning
steg **(4)** i trä, raka och solfjäderformade, samt viloplan monterade i stommen med skruvar
material
bok / ask
ytbehandling
färgning och lackering med vattenbaserade UV-produkter

RÄCKE

beskrivning
sammansatt av vertikala räckesståndare **(5)** i metall monterade på stegen **(4)** och en handledare **(6)** i trä
material
räckesståndare i handledare: bok / ask
ytbehandling
rräckesståndare i handledare: färgning och lackering med vattenbaserade UV-produkter

RENGÖRING

rengör med en mjuk trasa fuktad med vatten. använd inte produkter som innehåller lösningsmedel, etylalkohol, ammoniak eller slipande material. de pulverlackerade metalldelarna kan rengöras med en mjuk trasa fuktad med vatten och mild tvål. de rengjorda delarna bör torkas snarast möjligt med en mjuk trasa, för att undvika att de blanka ytorna förlorar sin glans på grund av oxidation av metalldelarna.

UNDERHÅLL

kontroll och underhåll säkerställer trappans funktionalitet och prestanda genom åren. eventuella besvär som uppstår i det dagliga användandet av trappan kan man åtgärda själv utan att behöva kontakta kundservice, vilket spar både tid och pengar. till exempel bör man kontrollera åtdragningen av skruvar och bultar för de olika delarna 12 månader efter installationsdatumet.

ANVÄNDNINGSFÖRESKRIFTER

undvik att använda produkten på ett olämpligt sätt. eventuell mixtring eller installation som inte överensstämmer med tillverkarens anvisningar kan leda till att överensstämmelsekraven som har fastställts för produkten inte längre gäller.

DA)
produktidentikation

handelsnavn: **GENIUS 070 RA** (ligeløbstrappe i stål)
type: ligeløbstrappe

STRUKTUR

beskrivelse
består af metalbeslag **(1)**, indvendige **(2)** og udvendige mellemstykker **(3)**, der er monteret til hinanden med bolte
materialer
bolte: stål 8.8
metalbeslag og indvendige mellemstykker: Fe 370
udvendige mellemstykker **(3)**: polycarbonat
tilbehør **(7)**: ABS
finish
metalbeslag og indvendige mellemstykker: ovnlakering med epoxypulver

TRIN

beskrivelse
lige trætrin **(4)** i vifteform og reposer monteret til strukturen med bolte
materialer
bøg / ask
finish
vandbaseret farvning og UV-lakering

GELÆNDERE

beskrivelse
bestående af vertikale balustre **(5)** i metal fastgjort til trinene **(4)** og en håndliste **(6)** i træ
materialer
balustre i håndliste: bøg / ask
finish
balustre i håndliste: vandbaseret farvning og UV-lakering

RENGØRING

rengør med en blød, fugtig klud, uden nogen form for produkt, der indeholder opløsningsmidler, ethylalkohol, ammoniak og slibende materialer. de pulverlakerede metaldele kan rengøres med en blød, fugtig klud og med neutral sæbe. de rengjorte dele skal tørres hurtigst muligt med en blød klud for at undgå, at den blanke finish mister sin glans på grund af oxidering af metaldelene.

VEDLIGEHOLDELSE

regelmæssig kontrol og vedligeholdelse af trappen sikrer en god funktion og en god effektivitet over tid. Du kan selv løse eventuelle problemer, du måtte støde på i den daglige brug uden at skulle ringe til kundeservice, og på den måde spare tid og ekstra omkostninger. kontrollér for eksempel, 12 måneder efter monteringen af trappen, skruerne i de forskellige komponenter, der kan have brug for at blive strammet.

FORHOLDSREGLER VED BRUG

undgå ukorrekt brug, som produktet ikke er beregnet til. eventuelle ændringer eller installationer, som ikke stemmer overens med producentens anvisninger, kan påvirke produktets overensstemmelse som fastsat inden brug.

NO)
produktinformasjon

produktnavn: **GENIUS 070 RA** (rett trappeløp i stål)
type: trapp med rett trappeløp

STRUKTUR

beskrivelse
bestående av metalliske støtter **(1)**, innvendige **(2)** og utvendige **(3)** avstandsstykker satt sammen seg i mellom med bolter
materialer
bolter: stål 8.8
metalliske støtter og innvendige avstandsstykker: Fe 370
utvendige avstandsstykker **(3)**: polykarbonat
tilbehør **(7)**: ABS
finish
metalliske støtter og innvendige avstandsstykker: ovnslakkert med epoksypulver

TRAPPETRINN

beskrivelse
rette, vifteformede trappetrinn **(4)** i tre og trappeavsatser montert og boltet fast på strukturen
materialer
bøk / ask
finish
farging med vannbasert UV-maling

REKKVERK

beskrivelse
sammensatt av loddrette spiler i metall **(5)** som er festet i trappetrinnene **(4)**, og av en håndløper **(6)** i tre
materialer
spiler i håndløper: bøk / ask
finish
spiler i håndløper: farging og vannbasert UV-maling

RENGJØRING

rengjør med en myk klut fuktet i vann, fri for ethvert produkt som inneholder løsemidler, etylalkohol, ammoniakk og slipemidler. de metalliske delene malt med pulver kan rengjøres med en myk klut fuktet med vann og nøytral såpe. de rengjorte delen må tørkes så fort som mulig med en myk klut, for å unngå at de blanke finishene mister sin glans, hvilket skjer hvis metalldelene oksyderer.

VEDLIKEHOLD

kontroll og vedlikehold av trappen din sikrer at den forblir i god stand og bevarer sine ytelser over tid. eventuelle problemer som kan oppstå ved daglig bruk, kan du selv løse uten å måtte henvende deg til kundeassistansen, slik at du unngår å sløse bort tid eller bruke ekstra penger på dette. for eksempel, cirka 12 måneder etter montering av trappen, må man kontrollere nøye alle skruene til de forskjellige komponentene - det kan være nødvendig å stramme dem.

FORHOLDSREGLER VED BRUK

unngå uriktig og uegnet bruk av produktet. eventuelle endringer eller installeringer som ikke er i samsvar med produsentens anvisninger vil kunne medføre at de forhåndsdefinerte produktkonformitetene ugyldiggjøres.

FI)
tuotteen tunnistetiedot

kauppanimi: **GENIUS 070 RA**
(teräksinen suora kokoonpano)
tyyppi: suorat portaat

RUNKO

kuvaus
koostuu metallisista tuista **(1)**, sisemmistä **(2)** ja ulommista **(3)** täytelevyistä, jotka on koottu yhteen pulteilla
materiaalit
pultit: terästä 8.8
metalliset tuet ja sisätäytelevyt: Fe 370
ulkoiset täytelevyt **(3)**: polykarbonaatti
varusteet **(7)**: ABS
viimeistely
metalliset tuet ja sisätäytelevyt: epoksijauhemaalaus uunissa

ASKELMAT

kuvaus
askelmat **(4)**, puuta, suorat viuhkanmuodossa; porrastasanteet asennettu runkoon pulteilla
materiaalit
pyökki / saarni
viimeistely
värjäys ja maalaus (UV, vesipohjainen)

KAITEET

kuvaus
koostuu askelmiin **(4)** kiinnitetyistä metallisista pystypinnoista **(5)** sekä puisesta käsijohteesta **(6)**
materiaalit
pystypinnat - käsijohde: pyökki / saarni
viimeistely
pystypinnat - käsijohde: värjäys ja maalaus (UV, vesipohjainen)

UHDISTUS

puhdista pehmeällä, veteen kostutetulla liinalla, joka ei sisällä liuotusaineita, etanolia, ammoniakkia tai hankaavia aineita. jauhemaalatut metalliosat voidaan puhdistaa veteen kostutetulla pehmeällä liinalla ja miedolla saippualla. puhdistetut osat tulee kuivata mahdollisimman nopeasti pehmeällä liinalla, jotta osien kiiltävät viimeistelyt eivät menetä kirkkauttaan metalliosien hapettumisen seurauksena.

HUOLTO

portaiden tarkistus ja huolto takaa hyvän toiminnan ja kestävyyden pitkään. päivittäisessä käytössä mahdolliset ilmenevät pienet ongelmat voidaan poistaa itse ilman, että sinun tulee ottaa yhteyttä asiakaspalveluun ja siten voit säästää aikaa ja rahaa. esimerkiksi noin 12 kuukautta asentamisen jälkeen tulee tarkistaa kaikkien eri osien ruuvit, jotka ovat mahdollisesti löystyneet.

KÄYTÖN VAROTOIMET

vältä tuotteen sopimatonta käyttöä. mahdolliset väärinkäytökset tai asennukset, jotka eivät vastaa valmistajan ohjeita, voivat aiheuttaa sen, ettei tuote vastaa sen ilmoitettuja ominaisuuksia.

RA_070
U 12x

D.U.M
05/2013

fontanot®

Albini & Fontanot S.p.A.
Sede legale ed amministrativa
via P. Paolo Pasolini, **6**
47853 Cerasolo Ausa
Rimini, Italy

tel. **+39.0541.90.61.11**
fax **+39.0541.90.61.24**
info@fontanot.it
www.fontanot.it

cod. 066717000

Design: Centro Ricerche Fontanot

ADMEMBER

Sistema aziendale Albini & Fontanot S.p.A.
certificato CSQ ISO-9001