

# COMPOSITY

## CONFIGURAZIONE 2 GIRI CON 10 GRADINI



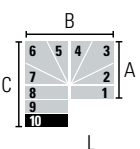
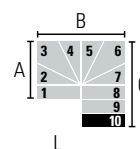
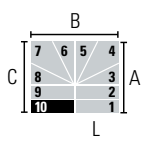
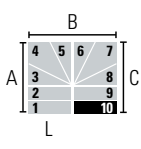
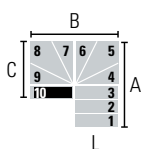
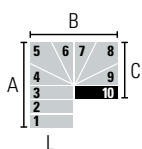
### LEGENDA:

- Gradino di arrivo al piano superiore
- Altri gradini

Attraverso le seguenti configurazioni è possibile determinare il senso di salita, l'entrata e l'uscita della scala in base al numero di gradini.

Le misure indicano l'ingombro a terra della scala.

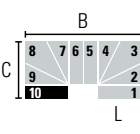
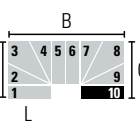
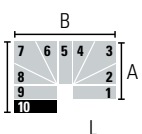
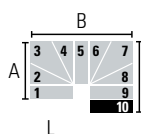
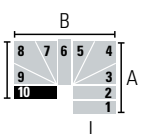
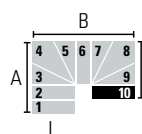
**10 GRADINI (11 ALZATE)** • Altezza tra i piani: Min. 193 cm - Max. 242 cm (Max. 269 cm con accessorio "Distanziali Extra")



L (cm)	A (cm)		B (cm)		C (cm)	
	Min	Max	Min	Max	Min	Max
74	147	155	150	156	99	103
84	157	165	170	176	109	113
94	167	175	190	196	119	123

L (cm)	A (cm)		B (cm)		C (cm)	
	Min	Max	Min	Max	Min	Max
74	124	130	150	156	122	128
84	134	140	170	176	132	138
94	144	150	190	196	142	148

L (cm)	A (cm)		B (cm)		C (cm)	
	Min	Max	Min	Max	Min	Max
74	101	105	150	156	145	153
84	111	115	170	176	155	163
94	121	125	190	196	165	173




L (cm)	A (cm)		B (cm)		C (cm)	
	Min	Max	Min	Max	Min	Max
74	124	130	173	181	99	103
84	134	140	193	201	109	113
94	144	150	213	221	119	123

L (cm)	A (cm)		B (cm)		C (cm)	
	Min	Max	Min	Max	Min	Max
74	101	105	173	181	122	128
84	111	115	193	201	132	138
94	121	125	213	221	142	148

L (cm)	A (cm)		B (cm)		C (cm)	
	Min	Max	Min	Max	Min	Max
74	101	105	196	206	99	103
84	111	115	216	226	109	113
94	121	125	236	246	119	123

# COMPOSITY

## CONFIGURAZIONE 2 GIRI CON 11 GRADINI



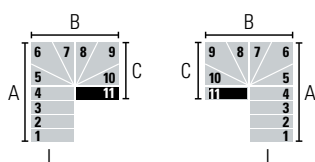
### LEGENDA:

- Gradino di arrivo al piano superiore
- Altri gradini

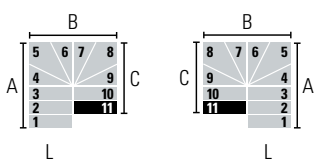
Attraverso le seguenti configurazioni è possibile determinare il senso di salita, l'entrata e l'uscita della scala in base al numero di gradini.

Le misure indicano l'ingombro a terra della scala.

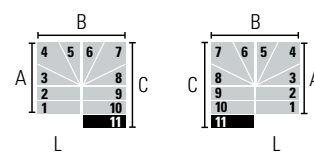
**11 GRADINI (12 ALZATE)** • Altezza tra i piani: Min. 210 cm - Max. 264 cm (Max. 294 cm con accessorio "Distanziali Extra")



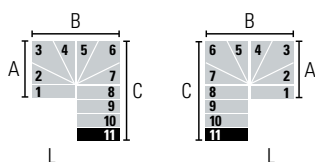
L (cm)	A (cm)		B (cm)		C (cm)	
	Min	Max	Min	Max	Min	Max
74	170	180	150	156	99	103
84	180	190	170	176	109	113
94	190	200	190	196	119	123



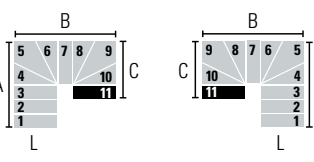
L (cm)	A (cm)		B (cm)		C (cm)	
	Min	Max	Min	Max	Min	Max
74	147	155	150	156	122	128
84	157	165	170	176	132	138
94	167	175	190	196	142	148



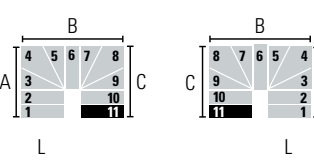
L (cm)	A (cm)		B (cm)		C (cm)	
	Min	Max	Min	Max	Min	Max
74	124	130	150	156	145	153
84	134	140	170	176	155	163
94	144	150	190	196	165	173



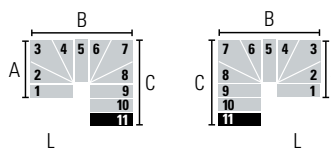
L (cm)	A (cm)		B (cm)		C (cm)	
	Min	Max	Min	Max	Min	Max
74	101	105	150	156	168	178
84	111	115	170	176	178	188
94	121	125	190	196	188	198



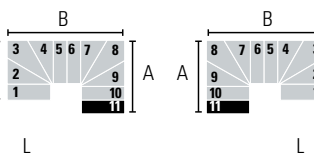
L (cm)	A (cm)		B (cm)		C (cm)	
	Min	Max	Min	Max	Min	Max
74	147	155	173	181	99	103
84	157	165	193	201	109	113
94	167	175	213	211	119	123



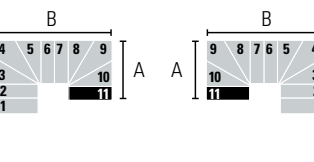
L (cm)	A (cm)		B (cm)		C (cm)	
	Min	Max	Min	Max	Min	Max
74	124	130	173	181	122	128
84	134	140	193	201	132	138
94	144	150	213	221	142	148



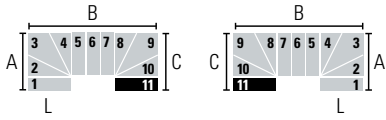
L (cm)	A (cm)		B (cm)		C (cm)	
	Min	Max	Min	Max	Min	Max
74	101	105	173	181	145	153
84	111	115	193	201	155	163
94	121	125	213	221	165	173



L (cm)	A (cm)		B (cm)		C (cm)	
	Min	Max	Min	Max	Min	Max
74	124	130	196	206	99	103
84	134	140	216	226	109	113
94	144	150	236	246	119	123



L (cm)	A (cm)		B (cm)		C (cm)	
	Min	Max	Min	Max	Min	Max
74	101	105	196	206	122	128
84	111	115	216	226	132	138
94	121	125	236	246	142	148



L (cm)	A (cm)		B (cm)		C (cm)	
	Min	Max	Min	Max	Min	Max
74	101	105	219	231	99	103
84	111	115	239	251	109	113
94	121	125	259	271	119	123

# COMPOSITY

## CONFIGURAZIONE 2 GIRI CON 12 GRADINI



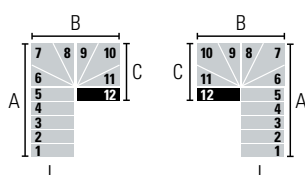
### LEGENDA:

- Gradino di arrivo al piano superiore
- Altri gradini

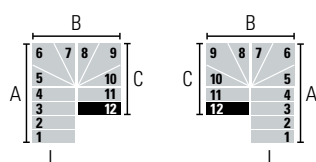
Attraverso le seguenti configurazioni è possibile determinare il senso di salita, l'entrata e l'uscita della scala in base al numero di gradini.

Le misure indicano l'ingombro a terra della scala.

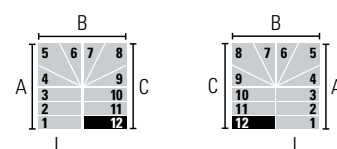
**12 GRADINI (13 ALZATE)** • Altezza tra i piani: Min. 228 cm - Max. 286 cm (Max. 318 cm con accessorio "Distanziali Extra")



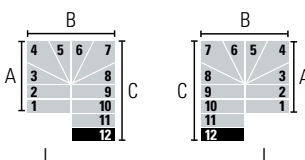
L (cm)	A (cm)		B (cm)		C (cm)	
	Min	Max	Min	Max	Min	Max
74	193	205	150	156	99	103
84	203	215	170	176	109	113
94	213	225	190	196	119	123



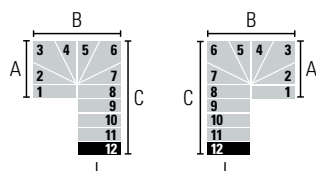
L (cm)	A (cm)		B (cm)		C (cm)	
	Min	Max	Min	Max	Min	Max
74	170	180	150	156	122	128
84	180	190	170	176	132	138
94	190	200	190	196	142	148



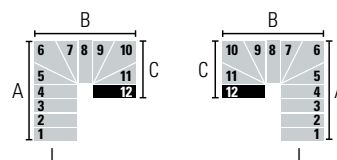
L (cm)	A (cm)		B (cm)		C (cm)	
	Min	Max	Min	Max	Min	Max
74	147	155	150	156	145	153
84	157	165	170	176	155	163
94	167	175	190	196	165	173



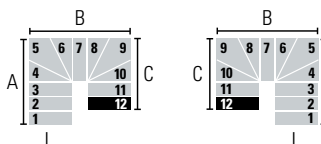
L (cm)	A (cm)		B (cm)		C (cm)	
	Min	Max	Min	Max	Min	Max
74	124	130	150	156	168	178
84	134	140	170	176	178	188
94	144	150	190	196	188	198



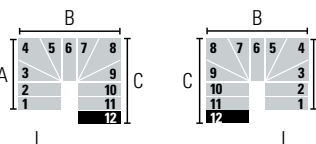
L (cm)	A (cm)		B (cm)		C (cm)	
	Min	Max	Min	Max	Min	Max
74	101	105	150	156	191	203
84	111	115	170	176	201	213
94	121	125	190	196	211	223



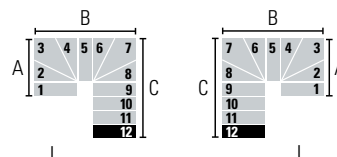
L (cm)	A (cm)		B (cm)		C (cm)	
	Min	Max	Min	Max	Min	Max
74	170	180	173	181	99	103
84	180	190	193	201	109	113
94	190	200	213	221	119	123



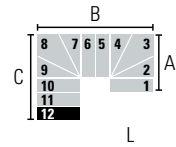
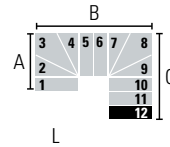
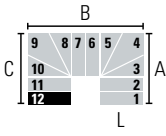
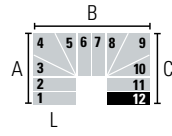
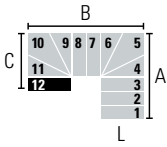
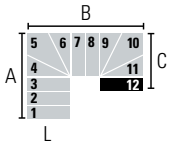
L (cm)	A (cm)		B (cm)		C (cm)	
	Min	Max	Min	Max	Min	Max
74	147	155	173	181	122	128
84	157	165	193	201	132	138
94	167	175	213	221	142	148



L (cm)	A (cm)		B (cm)		C (cm)	
	Min	Max	Min	Max	Min	Max
74	124	130	173	181	145	153
84	134	140	193	201	155	163
94	144	150	213	221	165	173



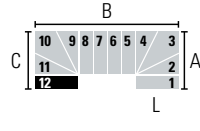
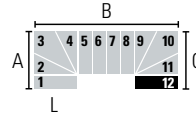
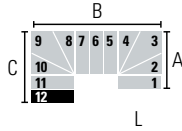
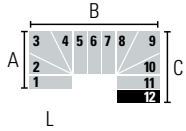
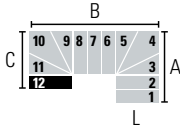
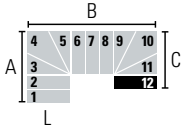
L (cm)	A (cm)		B (cm)		C (cm)	
	Min	Max	Min	Max	Min	Max
74	101	105	173	181	168	178
84	111	115	193	201	178	188
94	121	125	213	221	188	198



L (cm)	A (cm)		B (cm)		C (cm)	
	Min	Max	Min	Max	Min	Max
74	147	155	196	206	99	103
84	157	165	216	226	109	113
94	167	175	236	246	119	123

L (cm)	A (cm)		B (cm)		C (cm)	
	Min	Max	Min	Max	Min	Max
74	124	130	196	206	122	128
84	134	140	216	226	132	138
94	144	150	236	246	142	148

L (cm)	A (cm)		B (cm)		C (cm)	
	Min	Max	Min	Max	Min	Max
74	101	105	196	206	145	153
84	111	115	216	226	155	163
94	121	125	226	246	165	173



L (cm)	A (cm)		B (cm)		C (cm)	
	Min	Max	Min	Max	Min	Max
74	124	130	219	231	95	103
84	134	140	239	251	105	113
94	144	150	259	271	115	123

L (cm)	A (cm)		B (cm)		C (cm)	
	Min	Max	Min	Max	Min	Max
74	101	105	219	231	118	128
84	111	115	239	251	128	138
94	121	125	259	271	138	148

L (cm)	A (cm)		B (cm)		C (cm)	
	Min	Max	Min	Max	Min	Max
74	101	105	242	256	95	103
84	111	115	262	276	105	113
94	121	125	282	296	115	123

# COMPOSITY

## CONFIGURAZIONE 2 GIRI CON 13 GRADINI



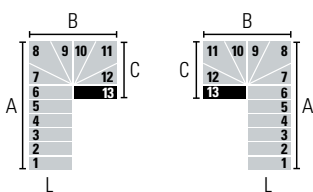
### LEGENDA:

- Gradino di arrivo al piano superiore
- Altri gradini

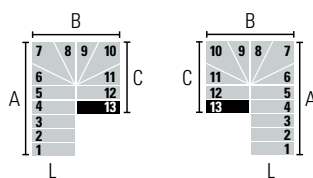
Attraverso le seguenti configurazioni è possibile determinare il senso di salita, l'entrata e l'uscita della scala in base al numero di gradini.

Le misure indicano l'ingombro a terra della scala.

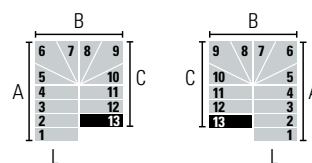
**13 GRADINI (14 ALZATE)** • Altezza tra i piani: Min. 245 cm - Max. 308 cm (Max. 343 cm con accessorio "Distanziali Extra")



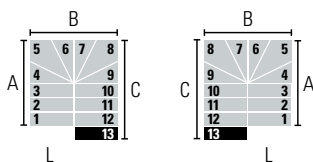
L (cm)	A (cm)		B (cm)		C (cm)	
	Min	Max	Min	Max	Min	Max
74	216	230	150	156	99	103
84	226	240	170	176	109	113
94	236	250	190	196	119	123



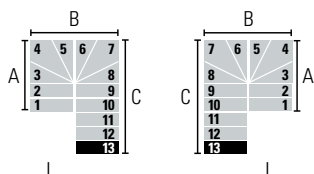
L (cm)	A (cm)		B (cm)		C (cm)	
	Min	Max	Min	Max	Min	Max
74	193	205	150	156	122	128
84	203	215	170	176	132	138
94	213	225	190	196	142	148



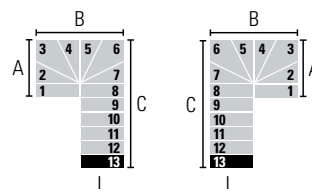
L (cm)	A (cm)		B (cm)		C (cm)	
	Min	Max	Min	Max	Min	Max
74	170	180	150	156	145	153
84	180	190	170	176	155	163
94	190	200	190	196	165	173



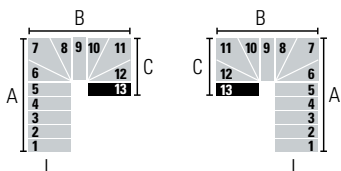
L (cm)	A (cm)		B (cm)		C (cm)	
	Min	Max	Min	Max	Min	Max
74	147	155	150	156	168	178
84	157	165	170	176	178	188
94	167	175	190	196	188	198



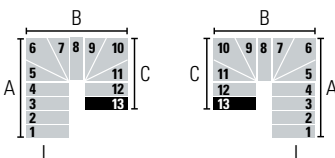
L (cm)	A (cm)		B (cm)		C (cm)	
	Min	Max	Min	Max	Min	Max
74	124	130	150	156	191	203
84	134	140	170	176	201	213
94	144	150	190	196	211	223



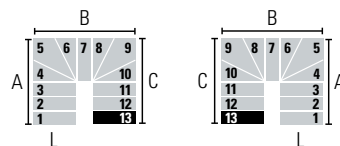
L (cm)	A (cm)		B (cm)		C (cm)	
	Min	Max	Min	Max	Min	Max
74	101	105	150	156	214	228
84	111	115	170	176	224	238
94	121	125	190	196	234	248



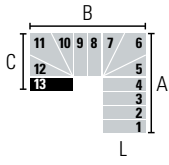
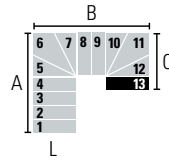
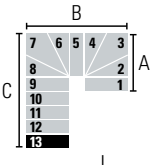
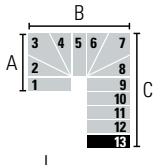
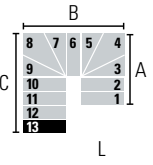
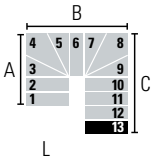
L (cm)	A (cm)		B (cm)		C (cm)	
	Min	Max	Min	Max	Min	Max
74	193	205	173	181	99	103
84	203	215	193	201	109	113
94	213	225	213	221	119	123



L (cm)	A (cm)		B (cm)		C (cm)	
	Min	Max	Min	Max	Min	Max
74	170	180	173	181	122	128
84	180	190	193	201	132	138
94	190	200	213	221	142	148



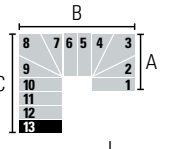
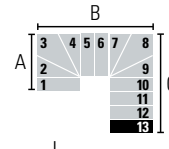
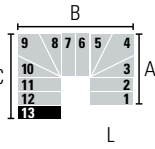
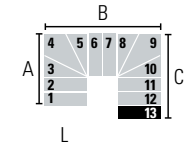
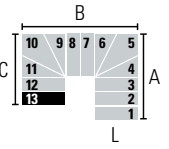
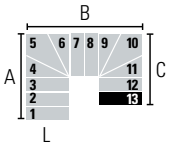
L (cm)	A (cm)		B (cm)		C (cm)	
	Min	Max	Min	Max	Min	Max
74	147	155	173	181	145	153
84	157	165	193	201	155	163
94	167	175	213	221	165	173



L (cm)	A (cm)		B (cm)		C (cm)	
	Min	Max	Min	Max	Min	Max
74	124	130	173	181	168	178
84	134	140	193	201	178	188
94	144	150	213	221	188	198

L (cm)	A (cm)		B (cm)		C (cm)	
	Min	Max	Min	Max	Min	Max
74	101	105	173	181	191	203
84	111	115	193	201	201	213
94	121	125	213	221	211	223

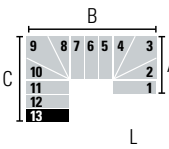
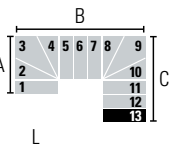
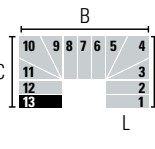
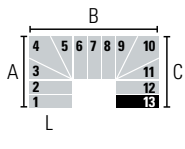
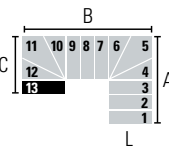
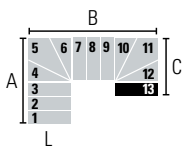
L (cm)	A (cm)		B (cm)		C (cm)	
	Min	Max	Min	Max	Min	Max
74	170	180	196	206	99	103
84	180	190	216	226	109	113
94	190	200	236	246	119	123



L (cm)	A (cm)		B (cm)		C (cm)	
	Min	Max	Min	Max	Min	Max
74	147	155	196	206	122	128
84	157	165	216	226	132	138
94	167	175	236	246	142	148

L (cm)	A (cm)		B (cm)		C (cm)	
	Min	Max	Min	Max	Min	Max
74	124	130	196	206	145	153
84	134	140	216	226	155	163
94	144	150	236	246	165	173

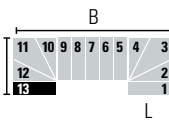
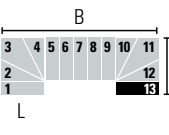
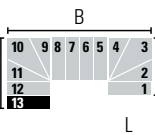
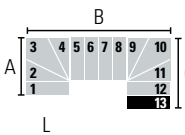
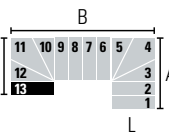
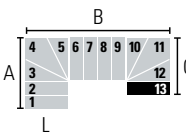
L (cm)	A (cm)		B (cm)		C (cm)	
	Min	Max	Min	Max	Min	Max
74	101	105	196	206	168	178
84	111	115	216	226	178	188
94	121	125	236	246	188	198



L (cm)	A (cm)		B (cm)		C (cm)	
	Min	Max	Min	Max	Min	Max
74	147	155	219	231	99	103
84	157	165	239	251	109	113
94	167	175	259	271	119	123

L (cm)	A (cm)		B (cm)		C (cm)	
	Min	Max	Min	Max	Min	Max
74	124	130	219	231	122	128
84	134	140	239	251	132	138
94	144	150	259	271	142	148

L (cm)	A (cm)		B (cm)		C (cm)	
	Min	Max	Min	Max	Min	Max
74	101	105	219	231	145	153
84	111	115	239	251	155	163
94	121	125	259	271	165	173



L (cm)	A (cm)		B (cm)		C (cm)	
	Min	Max	Min	Max	Min	Max
74	124	130	242	256	99	103
84	134	140	262	276	109	113
94	144	150	282	296	119	123

L (cm)	A (cm)		B (cm)		C (cm)	
	Min	Max	Min	Max	Min	Max
74	101	105	242	256	122	128
84	111	115	262	276	132	138
94	121	125	282	296	142	148

L (cm)	A (cm)		B (cm)		C (cm)	
	Min	Max	Min	Max	Min	Max
74	101	105	265	281	99	103
84	111	115	285	301	109	113
94	121	125	305	321	119	123

# COMPOSITY

## CONFIGURAZIONE 2 GIRI CON 14 GRADINI



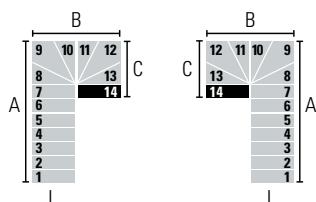
### LEGENDA:

- Gradino di arrivo al piano superiore
- Altri gradini

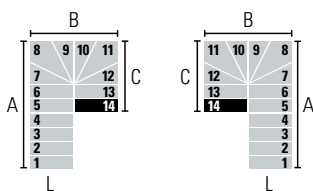
Attraverso le seguenti configurazioni è possibile determinare il senso di salita, l'entrata e l'uscita della scala in base al numero di gradini.

Le misure indicano l'ingombro a terra della scala.

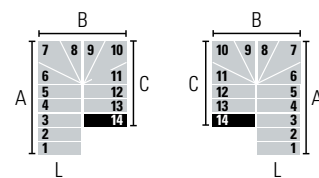
**14 GRADINI (15 ALZATE) • Altezza tra i piani: Min. 263 cm - Max. 330 cm (Max. 367 cm con accessorio "Distanziali Extra")**



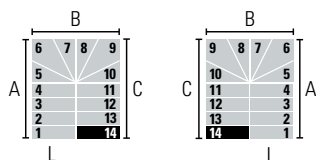
L (cm)	A (cm)		B (cm)		C (cm)	
	Min	Max	Min	Max	Min	Max
74	239	255	150	156	99	103
84	249	265	170	176	109	113
94	259	275	190	196	119	123



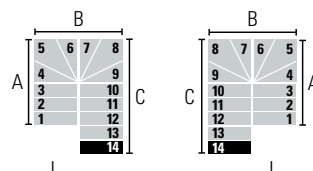
L (cm)	A (cm)		B (cm)		C (cm)	
	Min	Max	Min	Max	Min	Max
74	216	230	150	156	122	128
84	226	240	170	176	132	138
94	236	250	190	196	142	148



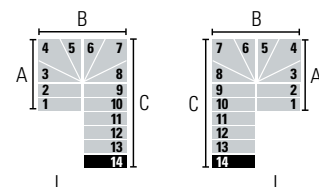
L (cm)	A (cm)		B (cm)		C (cm)	
	Min	Max	Min	Max	Min	Max
74	193	205	150	156	145	153
84	203	215	170	176	155	163
94	213	225	190	196	165	173



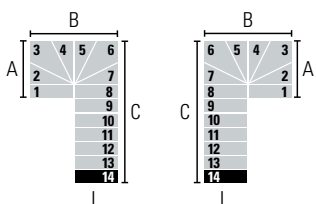
L (cm)	A (cm)		B (cm)		C (cm)	
	Min	Max	Min	Max	Min	Max
74	170	180	150	156	168	178
84	180	190	170	176	178	188
94	190	200	190	196	188	198



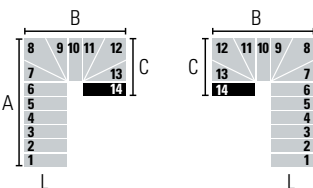
L (cm)	A (cm)		B (cm)		C (cm)	
	Min	Max	Min	Max	Min	Max
74	147	155	150	156	191	203
84	157	165	170	176	201	213
94	167	175	190	196	211	223



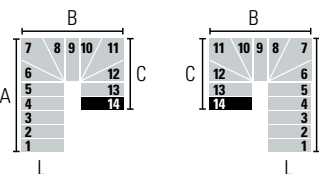
L (cm)	A (cm)		B (cm)		C (cm)	
	Min	Max	Min	Max	Min	Max
74	124	130	150	156	214	228
84	134	140	170	176	224	238
94	144	150	190	196	234	248



L (cm)	A (cm)		B (cm)		C (cm)	
	Min	Max	Min	Max	Min	Max
74	101	105	150	156	237	253
84	111	115	170	176	247	263
94	121	125	190	196	257	273

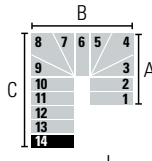
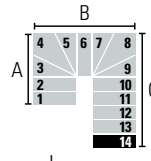
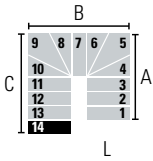
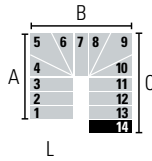
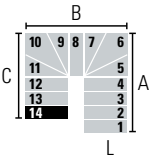
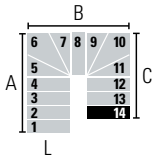


L (cm)	A (cm)		B (cm)		C (cm)	
	Min	Max	Min	Max	Min	Max
74	216	230	173	181	99	103
84	226	240	193	201	109	113
94	236	250	213	221	119	123



L (cm)	A (cm)		B (cm)		C (cm)	
	Min	Max	Min	Max	Min	Max
74	193	205	173	181	122	128
84	203	215	193	201	132	138
94	213	225	213	221	142	148

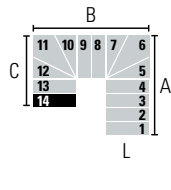
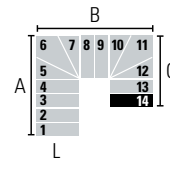
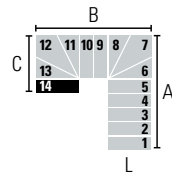
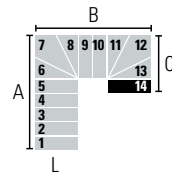
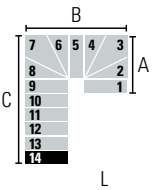
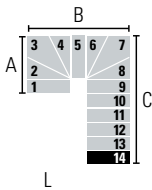




L (cm)	A (cm)		B (cm)		C (cm)	
	Min	Max	Min	Max	Min	Max
74	170	180	173	181	145	153
84	180	190	193	201	155	163
94	190	200	213	221	165	173

L (cm)	A (cm)		B (cm)		C (cm)	
	Min	Max	Min	Max	Min	Max
74	147	155	173	181	168	178
84	157	165	193	201	178	188
94	167	175	213	221	188	198

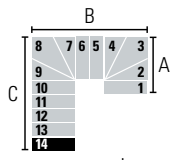
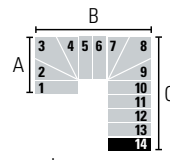
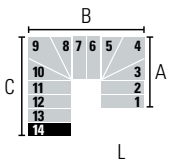
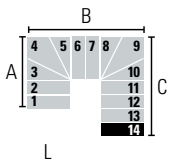
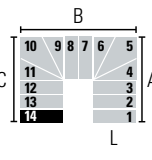
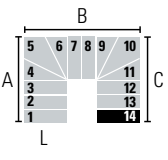
L (cm)	A (cm)		B (cm)		C (cm)	
	Min	Max	Min	Max	Min	Max
74	124	130	173	181	191	203
84	134	140	193	201	201	213
94	144	150	213	221	211	223



L (cm)	A (cm)		B (cm)		C (cm)	
	Min	Max	Min	Max	Min	Max
74	101	105	173	181	214	228
84	111	115	193	201	224	238
94	121	125	213	221	234	248

L (cm)	A (cm)		B (cm)		C (cm)	
	Min	Max	Min	Max	Min	Max
74	193	205	196	206	99	103
84	203	215	216	226	109	113
94	213	225	236	246	119	123

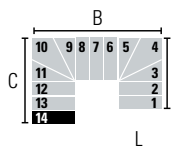
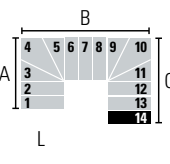
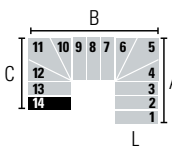
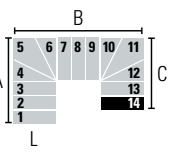
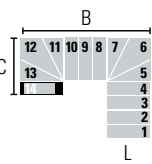
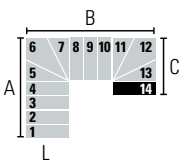
L (cm)	A (cm)		B (cm)		C (cm)	
	Min	Max	Min	Max	Min	Max
74	170	180	196	206	122	128
84	180	190	216	226	132	138
94	190	200	236	246	142	148



L (cm)	A (cm)		B (cm)		C (cm)	
	Min	Max	Min	Max	Min	Max
74	147	155	196	206	145	153
84	157	165	216	226	155	163
94	167	175	236	246	165	173

L (cm)	A (cm)		B (cm)		C (cm)	
	Min	Max	Min	Max	Min	Max
74	124	130	196	206	168	178
84	134	140	216	226	178	188
94	144	150	236	246	188	198

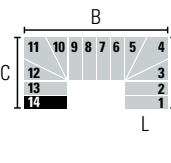
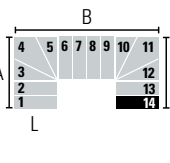
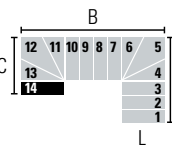
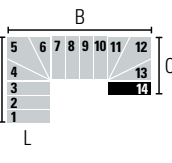
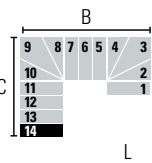
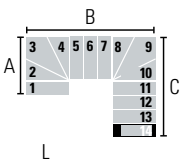
L (cm)	A (cm)		B (cm)		C (cm)	
	Min	Max	Min	Max	Min	Max
74	101	105	196	206	191	203
84	111	115	216	226	201	213
94	121	125	236	246	211	223



L (cm)	A (cm)		B (cm)		C (cm)	
	Min	Max	Min	Max	Min	Max
74	170	180	219	231	99	103
84	180	190	239	251	109	113
94	190	200	259	271	119	123

L (cm)	A (cm)		B (cm)		C (cm)	
	Min	Max	Min	Max	Min	Max
74	147	155	242	256	99	103
84	157	165	262	276	109	113
94	167	175	282	296	119	123

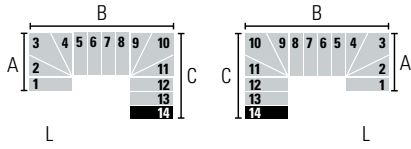
L (cm)	A (cm)		B (cm)		C (cm)	
	Min	Max	Min	Max	Min	Max
74	124	130	219	231	145	153
84	134	140	239	251	155	163
94	144	150	259	271	165	173



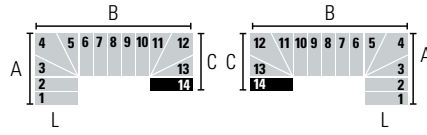
L (cm)	A (cm)		B (cm)		C (cm)	
	Min	Max	Min	Max	Min	Max
74	101	105	219	231	168	178
84	111	115	239	251	178	188
94	121	125	259	271	188	198

L (cm)	A (cm)		B (cm)		C (cm)	
	Min	Max	Min	Max	Min	Max
74	147	155	242	256	99	103
84	157	165	262	276	109	113
94	167	175	282	296	119	123

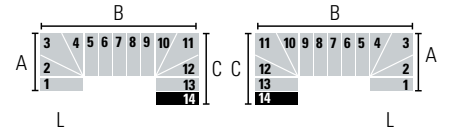
L (cm)	A (cm)		B (cm)		C (cm)	
	Min	Max	Min	Max	Min	Max
74	124	130	242	256	122	128
84	134	140	262	276	132	138
94	144	150	282	296	142	148



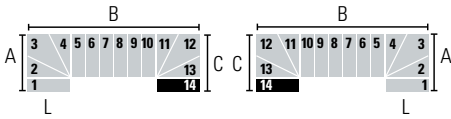
L (cm)	A (cm)		B (cm)		C (cm)	
	Min	Max	Min	Max	Min	Max
74	101	105	242	256	145	153
84	111	115	262	276	155	163
94	121	125	282	296	165	173



L (cm)	A (cm)		B (cm)		C (cm)	
	Min	Max	Min	Max	Min	Max
74	124	130	265	281	99	103
84	134	140	285	301	109	113
94	144	150	305	321	119	123



L (cm)	A (cm)		B (cm)		C (cm)	
	Min	Max	Min	Max	Min	Max
74	101	105	265	281	122	128
84	111	115	285	301	132	138
94	121	125	305	321	142	148



L (cm)	A (cm)		B (cm)		C (cm)	
	Min	Max	Min	Max	Min	Max
74	101	105	288	306	99	103
84	111	115	308	326	109	113
94	121	125	328	346	119	123