

# KNOCK

## CONFIGURAZIONE 2 GIRI CON 10 GRADINI



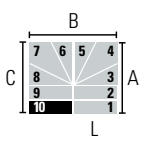
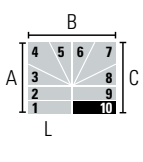
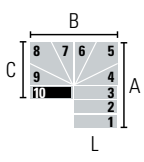
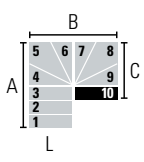
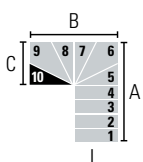
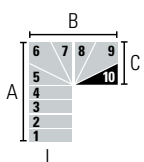
### LEGENDA:

- Gradino di arrivo al piano superiore
- Altri gradini

Attraverso le seguenti configurazioni è possibile determinare il senso di salita, l'entrata e l'uscita della scala in base al numero di gradini.

Le misure indicano l'ingombro a terra della scala.

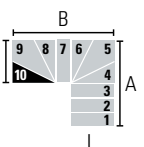
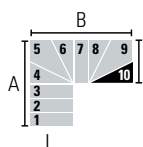
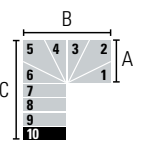
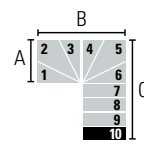
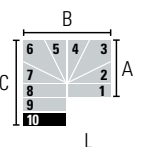
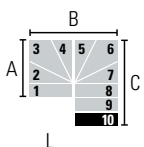
**10 GRADINI (11 ALZATE) • Altezza tra i piani: Min. 204 cm - Max. 244 cm (Max. 264 cm con accessorio "Distanziali Extra")**



L (cm)	A (cm)		B (cm)		C (cm)	
	Min	Max	Min	Max	Min	Max
65	146,5	154	124	-	69	-
75	156,5	164	144	-	79	-
85	177	184	164	-	89	-
95	186	194	184	-	99	-

L (cm)	A (cm)		B (cm)		C (cm)	
	Min	Max	Min	Max	Min	Max
65	126,5	131,5	124	-	90	-
75	136,5	141,5	144	-	100	-
85	154	159	164	-	110	-
95	163	169	184	-	120	-

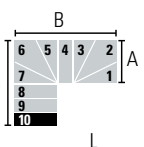
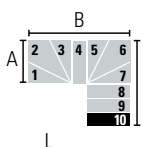
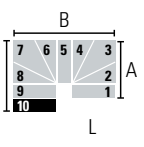
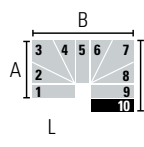
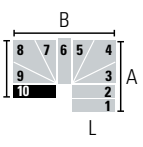
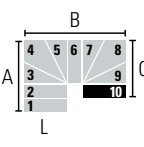
L (cm)	A (cm)		B (cm)		C (cm)	
	Min	Max	Min	Max	Min	Max
65	106,5	109	124	-	110	112,5
75	116,5	119	144	-	120	122,5
85	131	134	164	-	133	135
95	140	144	184	-	143	145



L (cm)	A (cm)		B (cm)		C (cm)	
	Min	Max	Min	Max	Min	Max
65	85,5	-	124	-	130	135
75	95,5	-	144	-	140	145
85	108	109	164	-	156	160
95	117	119	184	-	166	170

L (cm)	A (cm)		B (cm)		C (cm)	
	Min	Max	Min	Max	Min	Max
65	64	-	124	-	150	157,5
75	74	-	144	-	160	167,5
85	84	-	164	-	179	185
95	94	-	184	-	189	195

L (cm)	A (cm)		B (cm)		C (cm)	
	Min	Max	Min	Max	Min	Max
65	126,5	131,5	146,5	-	69	-
75	136,5	141,5	166,5	-	79	-
85	154	159	188	189	89	-
95	163	169	207	209	99	-



L (cm)	A (cm)		B (cm)		C (cm)	
	Min	Max	Min	Max	Min	Max
65	106,5	109	146,5	-	90	-
75	116,5	119	166,5	-	100	-
85	131	134	188	189	110	-
95	140	144	207	209	120	-

L (cm)	A (cm)		B (cm)		C (cm)	
	Min	Max	Min	Max	Min	Max
65	85,5	-	146,5	-	110	112,5
75	95,5	-	166,5	-	120	122,5
85	108	109	188	189	133	135
95	117	119	207	209	143	145

L (cm)	A (cm)		B (cm)		C (cm)	
	Min	Max	Min	Max	Min	Max
65	64	-	146,5	-	130	135
75	74	-	166,5	-	140	145
85	84	-	188	189	156	160
95	94	-	207	209	166	170

# KNOCK

## CONFIGURAZIONE 2 GIRI CON 11 GRADINI



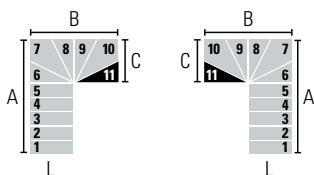
### LEGENDA:

- Gradino di arrivo al piano superiore
- Altri gradini

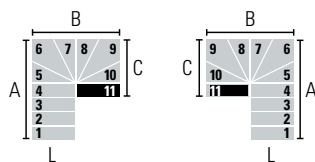
Attraverso le seguenti configurazioni è possibile determinare il senso di salita, l'entrata e l'uscita della scala in base al numero di gradini.

Le misure indicano l'ingombro a terra della scala.

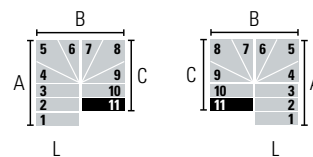
**11 GRADINI (12 ALZATE)** • Altezza tra i piani: Min. 223 cm - Max. 266 cm (Max. 288 cm con accessorio "Distanziali Extra")



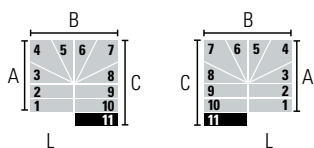
L (cm)	A (cm)		B (cm)		C (cm)	
	Min	Max	Min	Max	Min	Max
65	166,5	176,5	124	-	69	-
75	176,5	186,5	144	-	79	-
85	200	209	164	-	89	-
95	209	219	184	-	99	-



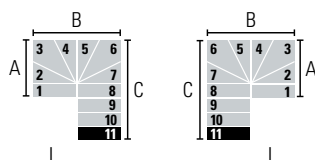
L (cm)	A (cm)		B (cm)		C (cm)	
	Min	Max	Min	Max	Min	Max
65	146,5	154	124	-	90	-
75	156,5	164	144	-	100	-
85	177	184	164	-	110	-
95	188	194	184	-	120	-



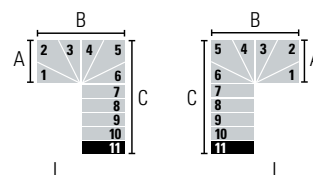
L (cm)	A (cm)		B (cm)		C (cm)	
	Min	Max	Min	Max	Min	Max
65	126,5	131,5	124	-	110	112,5
75	136,5	141,5	144	-	120	122,5
85	154	159	164	-	133	135
95	163	169	184	-	143	145



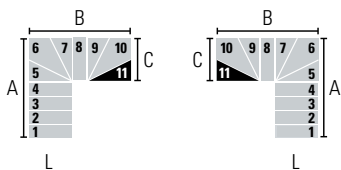
L (cm)	A (cm)		B (cm)		C (cm)	
	Min	Max	Min	Max	Min	Max
65	106,5	109	124	-	130	135
75	116,5	119	144	-	140	145
85	131	134	164	-	156	160
95	140	144	184	-	166	170



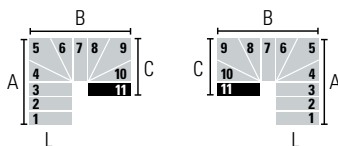
L (cm)	A (cm)		B (cm)		C (cm)	
	Min	Max	Min	Max	Min	Max
65	85,5	-	124	-	150	157,5
75	95,5	-	144	-	160	167,5
85	108	109	164	-	179	185
95	117	119	184	-	189	195



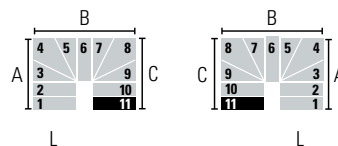
L (cm)	A (cm)		B (cm)		C (cm)	
	Min	Max	Min	Max	Min	Max
65	64	-	124	-	170	180
75	74	-	144	-	180	190
85	84	-	164	-	202	210
95	94	-	184	-	212	220



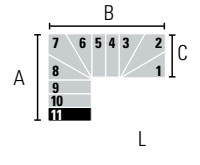
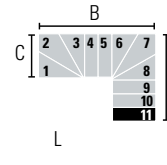
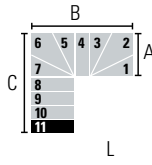
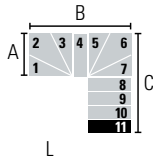
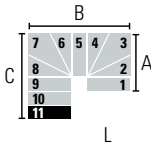
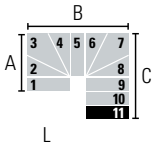
L (cm)	A (cm)		B (cm)		C (cm)	
	Min	Max	Min	Max	Min	Max
65	146,5	154	146,5	-	69	-
75	156,5	164	166,5	-	79	-
85	177	184	188	189	89	-
95	186	194	207	209	99	-



L (cm)	A (cm)		B (cm)		C (cm)	
	Min	Max	Min	Max	Min	Max
65	126,5	131,5	146,5	-	90	-
75	136,5	141,5	166,5	-	100	-
85	154	159	188	189	110	-
95	163	169	207	209	120	-



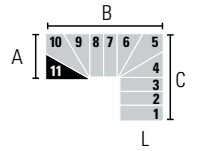
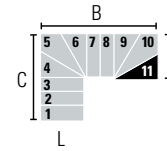
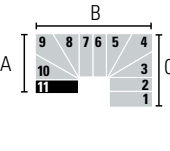
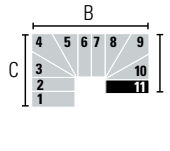
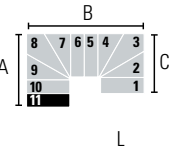
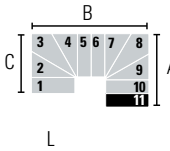
L (cm)	A (cm)		B (cm)		C (cm)	
	Min	Max	Min	Max	Min	Max
65	106,5	109	146,5	-	110	112,5
75	116,5	119	166,5	-	120	122,5
85	131	134	188	189	133	135
95	140	144	207	209	143	145



L (cm)	A (cm)		B (cm)		C (cm)	
	Min	Max	Min	Max	Min	Max
65	85,5	-	146,5	-	130	135
75	95,5	-	166,5	-	140	145
85	108	109	188	189	156	160
95	117	119	207	209	166	170

L (cm)	A (cm)		B (cm)		C (cm)	
	Min	Max	Min	Max	Min	Max
65	64	-	146,5	-	150	157,5
75	74	-	166,5	-	160	167,5
85	84	-	188	189	179	185
95	94	-	207	209	189	195

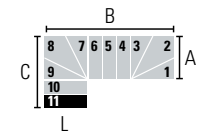
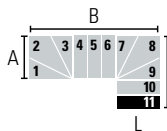
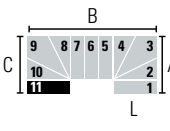
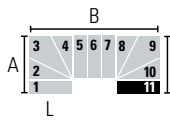
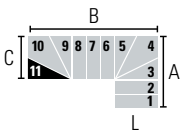
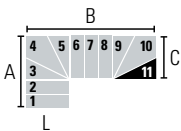
L (cm)	A (cm)		B (cm)		C (cm)	
	Min	Max	Min	Max	Min	Max
65	126,5	131,5	166,5	169	69	-
75	136,5	141,5	186,5	189	79	-
85	154	159	211	214	89	-
95	163	169	230	234	99	-



L (cm)	A (cm)		B (cm)		C (cm)	
	Min	Max	Min	Max	Min	Max
65	106,5	109	166,5	169	90	-
75	116,5	119	186,5	189	100	-
85	131	134	211	214	110	-
95	140	144	230	234	120	-

L (cm)	A (cm)		B (cm)		C (cm)	
	Min	Max	Min	Max	Min	Max
65	85,5	-	166,5	169	110	112,5
75	95,5	-	186,5	189	120	122,5
85	108	109	211	214	133	135
95	117	119	230	234	143	145

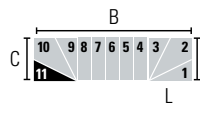
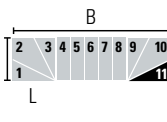
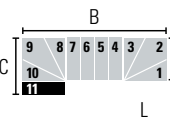
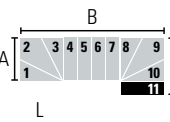
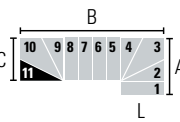
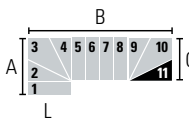
L (cm)	A (cm)		B (cm)		C (cm)	
	Min	Max	Min	Max	Min	Max
65	64	-	166,5	169	110	112,5
75	74	-	186,5	189	120	122,5
85	84	-	211	214	133	135
95	94	-	230	234	143	145



L (cm)	A (cm)		B (cm)		C (cm)	
	Min	Max	Min	Max	Min	Max
65	106,5	109	186,5	191,5	69	-
75	116,5	119	206,5	211,5	79	-
85	131	134	234	239	89	-
95	140	144	253	259	99	-

L (cm)	A (cm)		B (cm)		C (cm)	
	Min	Max	Min	Max	Min	Max
65	85,5	-	186,5	191,5	90	-
75	95,5	-	206,5	211,5	100	-
85	108	109	234	239	110	-
95	117	119	253	259	120	-

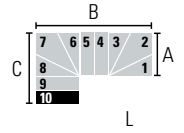
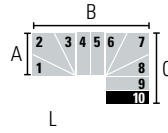
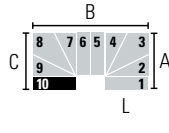
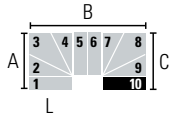
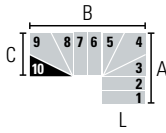
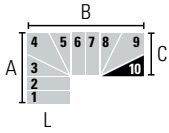
L (cm)	A (cm)		B (cm)		C (cm)	
	Min	Max	Min	Max	Min	Max
65	64	-	186,5	191,5	110	112,5
75	74	-	206,5	211,5	120	122,5
85	84	-	234	239	133	135
95	94	-	253	259	143	145



L (cm)	A (cm)		B (cm)		C (cm)	
	Min	Max	Min	Max	Min	Max
65	85,5	-	206,5	214	69	-
75	95,5	-	226,5	234	79	-
85	108	109	257	264	89	-
95	117	119	276	284	99	-

L (cm)	A (cm)		B (cm)		C (cm)	
	Min	Max	Min	Max	Min	Max
65	64	-	206,5	214	90	-
75	74	-	226,5	234	100	-
85	84	-	257	264	110	-
95	94	-	276	284	120	-

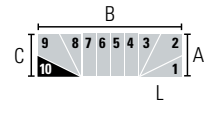
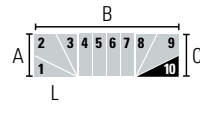
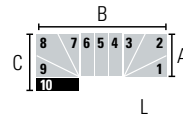
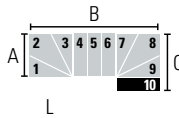
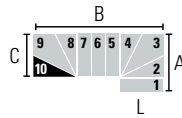
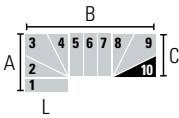
L (cm)	A (cm)		B (cm)		C (cm)	
	Min	Max	Min	Max	Min	Max
65	64	-	226,5	236,5	69	-
75	74	-	246,5	256,5	79	-
85	84	-	280	289	89	-
95	94	-	299	309	99	-



L (cm)	A (cm)		B (cm)		C (cm)	
	Min	Max	Min	Max	Min	-
65	106,5	109	166,5	169	69	-
75	116,5	119	186,5	189	79	-
85	131	134	211	214	89	-
95	140	144	230	234	99	-

L (cm)	A (cm)		B (cm)		C (cm)	
	Min	Max	Min	Max	Min	Max
65	85,5	-	166,5	169	90	-
75	95,5	-	186,5	189	100	-
85	108	109	211	214	110	-
95	117	119	230	234	120	-

L (cm)	A (cm)		B (cm)		C (cm)	
	Min	-	Min	Max	Min	Max
65	64	-	166,5	169	110	112,5
75	74	-	186,5	189	120	122,5
85	84	-	211	214	133	135
95	94	-	230	234	143	145



L (cm)	A (cm)		B (cm)		C (cm)	
	Min	Max	Min	Max	Min	-
65	85,5	-	186,5	191,5	69	-
75	95,5	-	206,5	211,5	79	-
85	108	109	234	239	89	-
95	117	119	253	259	99	-

L (cm)	A (cm)		B (cm)		C (cm)	
	Min	-	Min	Max	Min	-
65	64	-	186,5	191,5	90	-
75	74	-	206,5	211,5	100	-
85	84	-	234	239	110	-
95	94	-	253	259	120	-

L (cm)	A (cm)		B (cm)		C (cm)	
	Min	Max	Min	Max	Min	-
65	64	-	206,5	214	69	-
75	74	-	226,5	234	79	-
85	84	-	257	264	89	-
95	94	-	276	284	99	-

# KNOCK

## CONFIGURAZIONE 2 GIRI CON 12 GRADINI



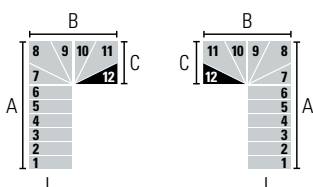
### LEGENDA:

- Gradino di arrivo al piano superiore
- Altri gradini

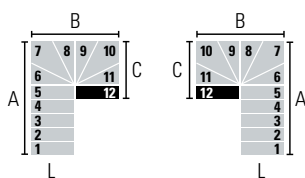
Attraverso le seguenti configurazioni è possibile determinare il senso di salita, l'entrata e l'uscita della scala in base al numero di gradini.

Le misure indicano l'ingombro a terra della scala.

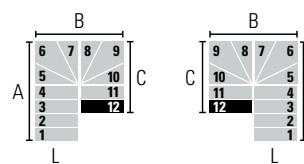
**12 GRADINI (13 ALZATE) • Altezza tra i piani: Min. 241 cm - Max. 289 cm (Max. 313 cm con accessorio "Distanziali Extra")**



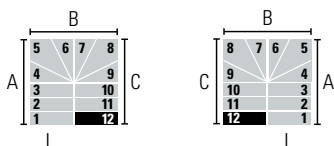
L (cm)	A (cm)		B (cm)		C (cm)	
	Min	Max	Min	Max	Min	Max
65	186,5	199	124	-	69	-
75	196,5	209	144	-	79	-
85	223	234	164	-	89	-
95	232	244	184	-	99	-



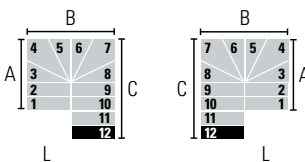
L (cm)	A (cm)		B (cm)		C (cm)	
	Min	Max	Min	Max	Min	Max
65	166,5	176,5	124	-	90	-
75	176,5	186,5	144	-	100	-
85	200	209	164	-	110	-
95	209	219	184	-	120	-



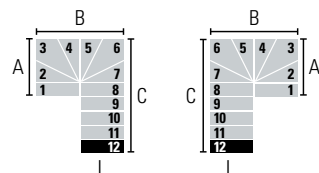
L (cm)	A (cm)		B (cm)		C (cm)	
	Min	Max	Min	Max	Min	Max
65	146,5	154	124	-	110	112,5
75	156,5	164	144	-	120	122,5
85	177	184	164	-	133	135
95	186	194	184	-	143	145



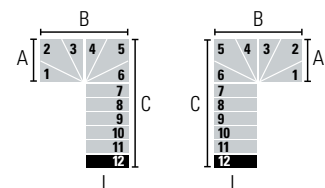
L (cm)	A (cm)		B (cm)		C (cm)	
	Min	Max	Min	Max	Min	Max
65	126,5	131,5	124	-	130	135
75	136,5	141,5	144	-	140	145
85	154	159	164	-	156	160
95	163	169	184	-	166	170



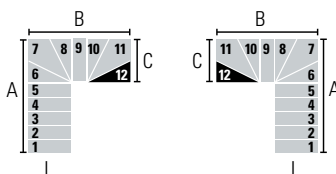
L (cm)	A (cm)		B (cm)		C (cm)	
	Min	Max	Min	Max	Min	Max
65	106,5	109	124	-	150	157,5
75	116,5	119	144	-	160	167,5
85	131	134	164	-	179	185
95	140	144	184	-	189	195



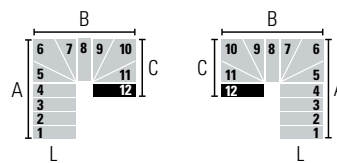
L (cm)	A (cm)		B (cm)		C (cm)	
	Min	Max	Min	Max	Min	Max
65	85,5	-	124	-	170	180
75	95,5	-	144	-	180	190
85	108	109	164	-	202	210
95	117	119	184	-	212	220



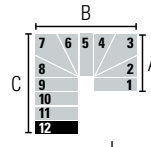
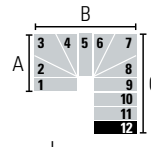
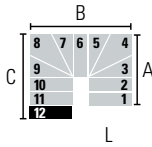
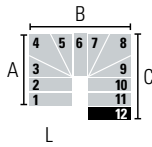
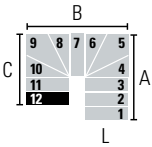
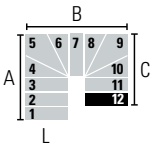
L (cm)	A (cm)		B (cm)		C (cm)	
	Min	Max	Min	Max	Min	Max
65	64	-	124	-	190	202,5
75	74	-	144	-	200	212,5
85	84	-	164	-	225	235
95	94	-	184	-	235	245



L (cm)	A (cm)		B (cm)		C (cm)	
	Min	Max	Min	Max	Min	Max
65	166,5	176,5	146,5	-	69	-
75	176,5	186,5	166,5	-	79	-
85	200	209	188	189	89	-
95	209	219	207	209	99	-



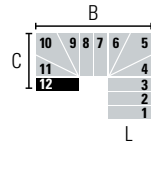
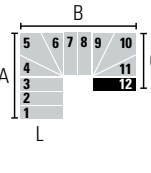
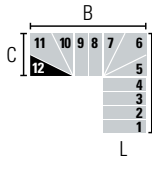
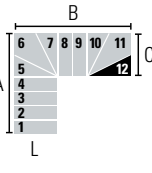
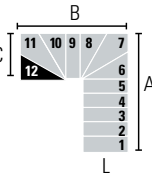
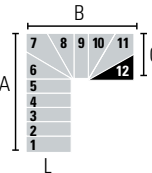
L (cm)	A (cm)		B (cm)		C (cm)	
	Min	Max	Min	Max	Min	Max
65	146,5	154	146,5	-	90	-
75	156,5	164	166,5	-	100	-
85	177	184	188	189	110	-
95	186	194	207	209	120	-



L (cm)	A (cm)		B (cm)		C (cm)	
	Min	Max	Min	Max	Min	Max
65	126,5	131,5	146,5	-	110	112,5
75	136,5	141,5	166,5	-	120	122,5
85	154	159	188	189	133	135
95	163	169	207	209	143	145

L (cm)	A (cm)		B (cm)		C (cm)	
	Min	Max	Min	Max	Min	Max
65	106,5	109	146,5	-	130	135
75	116,5	119	166,5	-	140	145
85	131	134	188	189	156	160
95	140	144	207	209	166	170

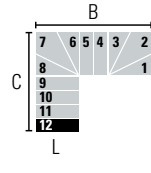
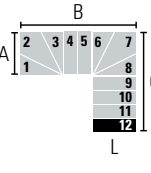
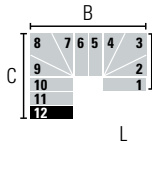
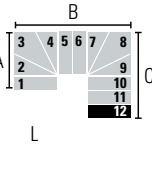
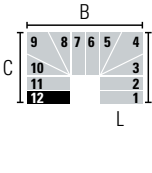
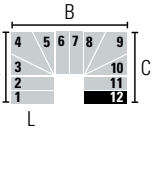
L (cm)	A (cm)		B (cm)		C (cm)	
	Min	Max	Min	Max	Min	Max
65	85,5	-	146,5	-	150	157,5
75	95,5	-	166,5	-	160	167,5
85	108	109	188	189	179	185
95	117	119	207	209	189	195



L (cm)	A (cm)		B (cm)		C (cm)	
	Min	Max	Min	Max	Min	Max
65	64	-	146,5	-	170	180
75	74	-	166,5	-	180	190
85	84	-	188	189	202	210
95	94	-	207	209	212	220

L (cm)	A (cm)		B (cm)		C (cm)	
	Min	Max	Min	Max	Min	Max
65	146,5	154	166,5	169	69	-
75	156,5	164	186,5	189	79	-
85	177	184	211	214	89	-
95	186	194	230	234	99	-

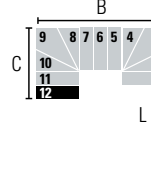
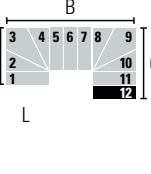
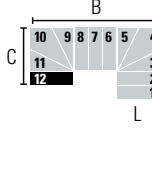
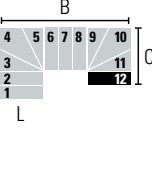
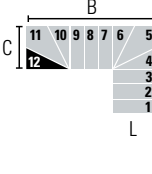
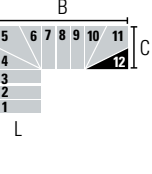
L (cm)	A (cm)		B (cm)		C (cm)	
	Min	Max	Min	Max	Min	Max
65	126,5	131,5	166,5	169	90	-
75	136,5	141,5	186,5	189	100	-
85	154	159	211	214	110	-
95	163	169	230	234	120	-



L (cm)	A (cm)		B (cm)		C (cm)	
	Min	Max	Min	Max	Min	Max
65	106,5	109	166,5	169	110	112,5
75	116,5	119	186,5	189	120	122,5
85	131	134	211	214	133	135
95	140	144	230	234	143	145

L (cm)	A (cm)		B (cm)		C (cm)	
	Min	Max	Min	Max	Min	Max
65	85,5	-	166,5	169	130	135
75	95,5	-	186,5	189	140	145
85	108	109	211	214	156	160
95	117	119	230	234	166	170

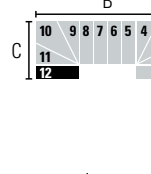
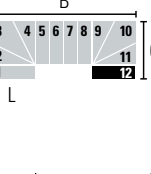
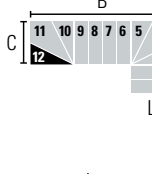
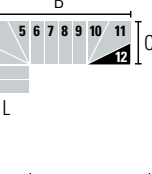
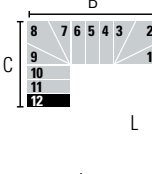
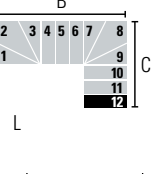
L (cm)	A (cm)		B (cm)		C (cm)	
	Min	Max	Min	Max	Min	Max
65	64	-	166,5	169	150	157,5
75	74	-	186,5	189	160	167,5
85	84	-	211	214	179	185
95	94	-	230	234	189	195



L (cm)	A (cm)		B (cm)		C (cm)	
	Min	Max	Min	Max	Min	Max
65	126,5	131,5	186,5	191,5	69	-
75	136,5	141,5	206,5	211,5	79	-
85	154	159	234	239	89	-
95	163	169	253	259	99	-

L (cm)	A (cm)		B (cm)		C (cm)	
	Min	Max	Min	Max	Min	Max
65	106,5	109	186,5	191,5	90	-
75	116,5	119	206,5	211,5	100	-
85	131	134	234	239	110	-
95	140	144	253	259	120	-

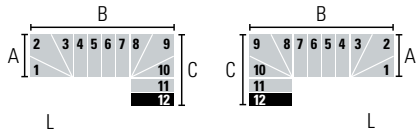
L (cm)	A (cm)		B (cm)		C (cm)	
	Min	Max	Min	Max	Min	Max
65	85,5	-	188,5	191,5	110	112,5
75	95,5	-	206	211,5	120	122,5
85	108	109	234	239	133	135
95	117	119	253	259	143	145



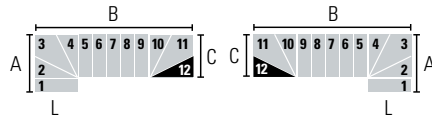
L (cm)	A (cm)		B (cm)		C (cm)	
	Min	Max	Min	Max	Min	Max
65	64	-	186,5	191,5	130	135
75	74	-	206,5	211,5	140	145
85	84	-	234	239	156	160
95	94	-	253	259	166	170

L (cm)	A (cm)		B (cm)		C (cm)	
	Min	Max	Min	Max	Min	Max
65	106,5	109	206,5	214	69	-
75	116,5	119	226,5	234	79	-
85	131	134	257	264	89	-
95	140	144	276	284	99	-

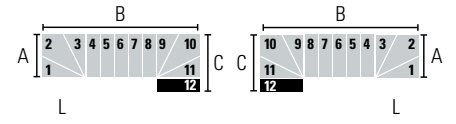
L (cm)	A (cm)		B (cm)		C (cm)	
	Min	Max	Min	Max	Min	Max
65	85,5	-	206,5	214	90	-
75	95,5	-	226,5	234	100	-
85	108	109	257	264	110	-
95	117	119	276	284	120	-



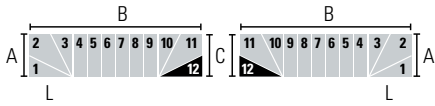
L (cm)	A (cm)		B (cm)		C (cm)	
	Min	-	Min	Max	Min	Max
65	64	-	206,5	214	110	112,5
75	74	-	226,5	234	120	122,5
85	84	-	257	264	133	135
95	94	-	276	284	143	145



L (cm)	A (cm)		B (cm)		C (cm)	
	Min	Max	Min	Max	Min	-
65	85,5	-	226,5	236,5	69	-
75	95,5	-	246,5	256,5	79	-
85	108	109	280	289	89	-
95	117	119	299	309	99	-



L (cm)	A (cm)		B (cm)		C (cm)	
	Min	-	Min	Max	Min	-
65	64	-	226,5	236,5	90	-
75	74	-	246,5	256,5	100	-
85	84	-	280	289	110	-
95	94	-	299	309	120	-



L (cm)	A (cm)		B (cm)		C (cm)	
	Min	-	Min	Max	Min	-
65	64	-	246,5	259	69	-
75	74	-	266,5	279	79	-
85	84	-	303	314	89	-
95	94	-	322	334	99	-

# KNOCK

## CONFIGURAZIONE 2 GIRI CON 13 GRADINI



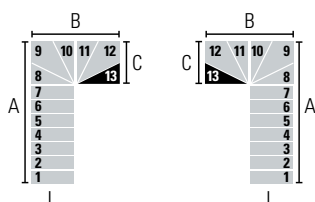
### LEGENDA:

- Gradino di arrivo al piano superiore
- Altri gradini

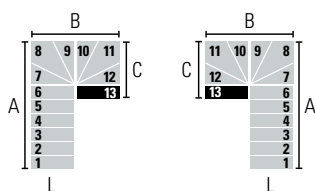
Attraverso le seguenti configurazioni è possibile determinare il senso di salita, l'entrata e l'uscita della scala in base al numero di gradini.

Le misure indicano l'ingombro a terra della scala.

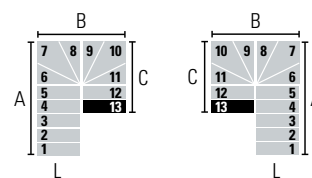
**13 GRADINI (14 ALZATE) • Altezza tra i piani: Min. 260 cm - Max. 311 cm (Max. 337 cm con accessorio "Distanziali Extra")**



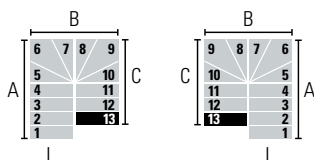
L (cm)	A (cm)		B (cm)		C (cm)	
	Min	Max	Min	Max	Min	Max
65	206,5	221,5	124	-	69	-
75	216,5	231,5	144	-	79	-
85	246	259	164	-	89	-
95	255	269	184	-	99	-



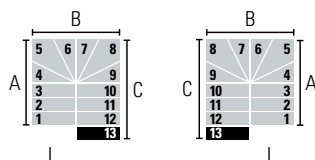
L (cm)	A (cm)		B (cm)		C (cm)	
	Min	Max	Min	Max	Min	Max
65	186,5	199	124	-	90	-
75	196,5	209	144	-	100	-
85	223	234	164	-	110	-
95	232	244	184	-	120	-



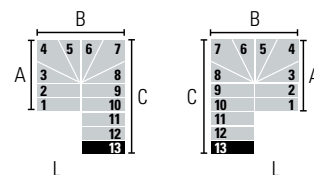
L (cm)	A (cm)		B (cm)		C (cm)	
	Min	Max	Min	Max	Min	Max
65	166,5	176,5	124	-	110	112,5
75	176,5	186,5	144	-	120	122,5
85	200	209	164	-	133	135
95	209	219	184	-	143	145



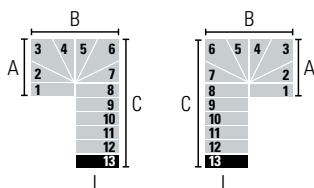
L (cm)	A (cm)		B (cm)		C (cm)	
	Min	Max	Min	Max	Min	Max
65	146,5	154	124	-	130	135
75	156,5	164	144	-	140	145
85	177	184	164	-	156	160
95	186	194	184	-	166	170



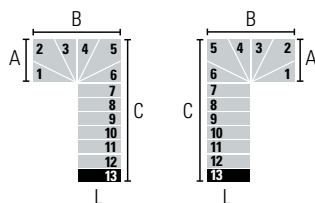
L (cm)	A (cm)		B (cm)		C (cm)	
	Min	Max	Min	Max	Min	Max
65	126,5	131,5	124	-	150	157,5
75	136,5	141,5	144	-	160	167,5
85	154	159	164	-	179	185
95	163	169	184	-	189	195



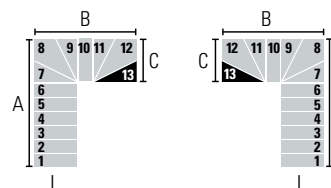
L (cm)	A (cm)		B (cm)		C (cm)	
	Min	Max	Min	Max	Min	Max
65	106,5	109	124	-	170	180
75	116,5	119	144	-	180	190
85	131	134	164	-	202	210
95	140	144	184	-	212	220



L (cm)	A (cm)		B (cm)		C (cm)	
	Min	Max	Min	Max	Min	Max
65	85,5	-	124	-	190	202,5
75	95,5	-	144	-	200	212,5
85	108	109	164	-	225	235
95	117	119	184	-	235	245

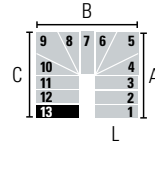
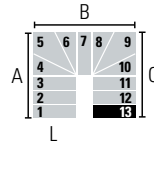
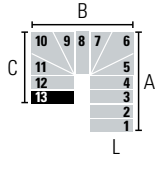
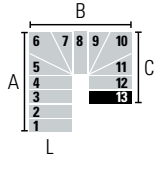
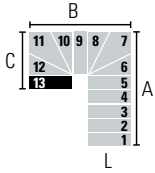
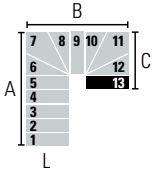


L (cm)	A (cm)		B (cm)		C (cm)	
	Min	Max	Min	Max	Min	Max
65	64	-	124	-	210	225
75	74	-	144	-	220	235
85	84	-	164	-	248	260
95	94	-	184	-	258	270



L (cm)	A (cm)		B (cm)		C (cm)	
	Min	Max	Min	Max	Min	Max
65	186,5	199	146,5	-	69	-
75	196,5	209	166,5	-	79	-
85	223	234	188	189	89	-
95	232	244	207	209	99	-

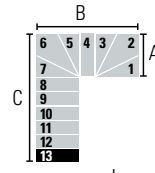
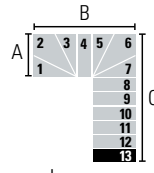
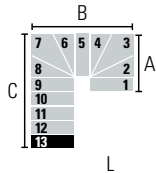
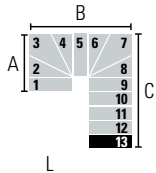
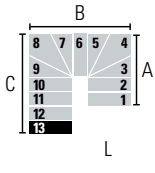
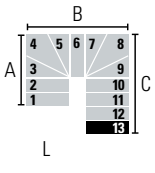




L (cm)	A (cm)		B (cm)		C (cm)	
	Min	Max	Min	Max	Min	Max
65	166,5	176,5	146,5	-	90	-
75	176,5	186,5	166,5	-	100	-
85	200	209	188	189	110	-
95	209	219	207	209	120	-

L (cm)	A (cm)		B (cm)		C (cm)	
	Min	Max	Min	Max	Min	Max
65	146,5	154	146,5	-	110	112,5
75	156,5	164	166,5	-	120	122,5
85	177	184	188	189	133	135
95	186	194	207	209	143	145

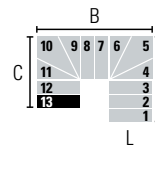
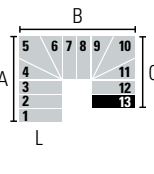
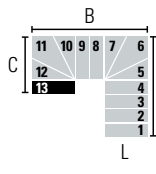
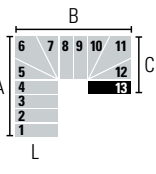
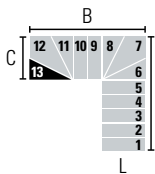
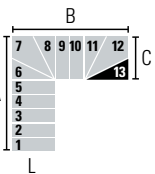
L (cm)	A (cm)		B (cm)		C (cm)	
	Min	Max	Min	Max	Min	Max
65	126,5	131,5	146,5	-	130	135
75	136,5	141,5	166,5	-	140	145
85	154	159	188	189	156	160
95	163	169	207	209	166	170



L (cm)	A (cm)		B (cm)		C (cm)	
	Min	Max	Min	Max	Min	Max
65	106,5	109	146,5	-	150	157,5
75	116,5	119	166,5	-	160	167,5
85	131	134	188	189	179	185
95	140	144	207	209	189	195

L (cm)	A (cm)		B (cm)		C (cm)	
	Min	Max	Min	Max	Min	Max
65	85,5	-	146,5	-	170	180
75	95,5	-	166,5	-	180	190
85	108	109	188	189	202	210
95	117	119	207	209	212	220

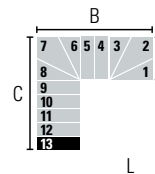
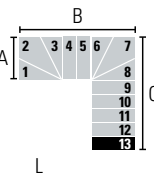
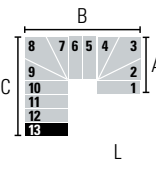
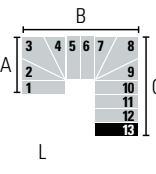
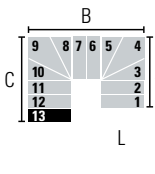
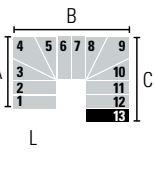
L (cm)	A (cm)		B (cm)		C (cm)	
	Min	Max	Min	Max	Min	Max
65	64	-	146,5	-	190	202,5
75	74	-	166,5	-	200	212,5
85	84	-	188	189	225	235
95	94	-	207	209	235	245



L (cm)	A (cm)		B (cm)		C (cm)	
	Min	Max	Min	Max	Min	Max
65	166,5	176,5	166,5	169	69	-
75	176,5	186,5	186,5	189	79	-
85	200	209	211	214	89	-
95	209	219	230	234	99	-

L (cm)	A (cm)		B (cm)		C (cm)	
	Min	Max	Min	Max	Min	Max
65	146,5	154	166,5	169	90	-
75	156,5	164	186,5	189	100	-
85	177	184	211	214	110	-
95	186	194	230	234	120	-

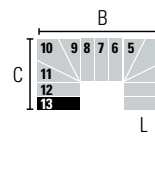
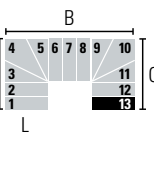
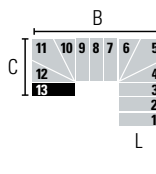
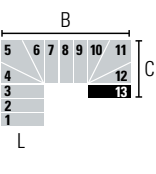
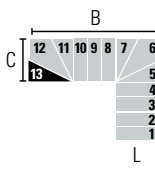
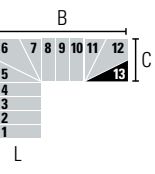
L (cm)	A (cm)		B (cm)		C (cm)	
	Min	Max	Min	Max	Min	Max
65	126,5	131,5	166,5	169	110	112,5
75	136,5	141,5	186,5	189	120	122,5
85	154	159	211	214	133	135
95	163	169	230	234	143	145



L (cm)	A (cm)		B (cm)		C (cm)	
	Min	Max	Min	Max	Min	Max
65	106,5	109	166,5	169	130	135
75	116,5	119	186,5	189	140	145
85	131	134	211	214	156	160
95	140	144	230	234	166	170

L (cm)	A (cm)		B (cm)		C (cm)	
	Min	Max	Min	Max	Min	Max
65	85,5	-	166,5	169	150	157,5
75	95,5	-	186,5	189	160	167,5
85	108	109	211	214	179	185
95	117	119	230	234	189	195

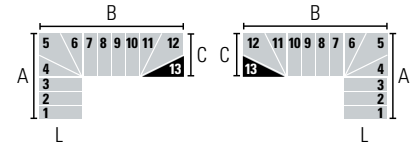
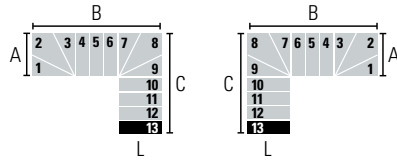
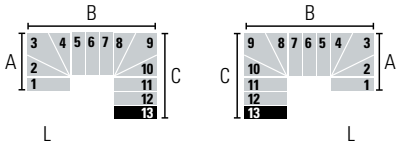
L (cm)	A (cm)		B (cm)		C (cm)	
	Min	Max	Min	Max	Min	Max
65	64	-	166,5	169	170	180
75	74	-	186,5	189	180	190
85	84	-	211	214	202	210
95	94	-	230	234	212	220



L (cm)	A (cm)		B (cm)		C (cm)	
	Min	Max	Min	Max	Min	Max
65	146,5	154	186,5	191,5	69	-
75	156,5	164	206,5	211,5	79	-
85	177	184	234	239	89	-
95	186	194	253	259	99	-

L (cm)	A (cm)		B (cm)		C (cm)	
	Min	Max	Min	Max	Min	Max
65	126,5	131,5	186,5	191,5	90	-
75	136,5	141,5	206,5	211,5	100	-
85	154	159	234	239	110	-
95	163	169	253	259	120	-

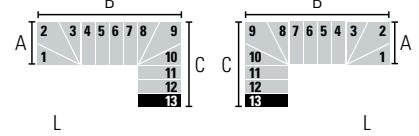
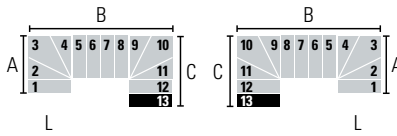
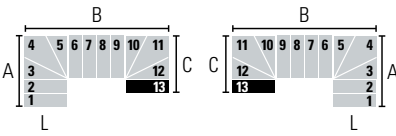
L (cm)	A (cm)		B (cm)		C (cm)	
	Min	Max	Min	Max	Min	Max
65	106,5	109	186,5	191,5	110	112,5
75	116,5	119	206,5	211,5	120	122,5
85	131	134	234	239	133	135
95	140	144	253	259	143	145



L (cm)	A (cm)		B (cm)		C (cm)	
	Min	Max	Min	Max	Min	Max
65	85,5	-	186,5	191,5	130	135
75	95,5	-	206,5	211,5	140	145
85	108	109	234	239	156	160
95	117	119	253	259	166	170

L (cm)	A (cm)		B (cm)		C (cm)	
	Min	Max	Min	Max	Min	Max
65	64	-	186,5	191,5	150	157,5
75	74	-	206,5	211,5	160	167,5
85	84	-	234	239	179	185
95	94	-	253	259	189	195

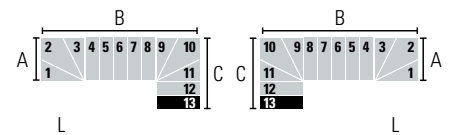
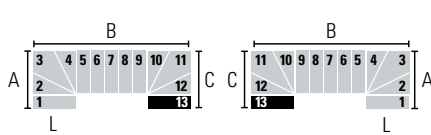
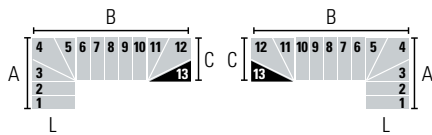
L (cm)	A (cm)		B (cm)		C (cm)	
	Min	Max	Min	Max	Min	Max
65	126,5	131,5	206,5	214	69	-
75	136,5	141,5	226,5	234	79	-
85	154	159	257	264	89	-
95	163	169	276	284	99	-



L (cm)	A (cm)		B (cm)		C (cm)	
	Min	Max	Min	Max	Min	Max
65	106,5	109	206,5	214	90	-
75	116,5	119	226,5	234	100	-
85	131	134	257	264	110	-
95	140	144	276	284	120	-

L (cm)	A (cm)		B (cm)		C (cm)	
	Min	Max	Min	Max	Min	Max
65	85,5	-	206,5	214	110	112,5
75	95,5	-	226,5	234	120	122,5
85	108	109	257	264	133	135
95	117	119	276	284	143	145

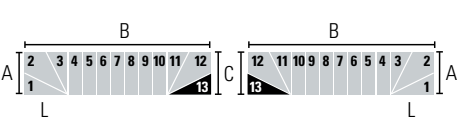
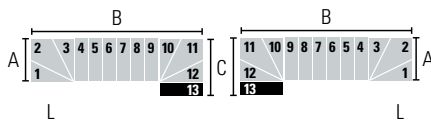
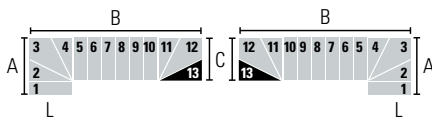
L (cm)	A (cm)		B (cm)		C (cm)	
	Min	Max	Min	Max	Min	Max
65	64	-	206,5	214	130	135
75	74	-	226,5	234	140	145
85	84	-	257	264	156	160
95	94	-	276	284	166	170



L (cm)	A (cm)		B (cm)		C (cm)	
	Min	Max	Min	Max	Min	Max
65	106,5	109	226,5	236,5	69	-
75	116,5	119	246,5	256,5	79	-
85	131	134	280	289	89	-
95	140	144	299	309	99	-

L (cm)	A (cm)		B (cm)		C (cm)	
	Min	Max	Min	Max	Min	Max
65	85,5	-	226,5	236,5	90	-
75	95,5	-	246,5	256,5	100	-
85	108	109	280	289	110	-
95	117	119	299	309	120	-

L (cm)	A (cm)		B (cm)		C (cm)	
	Min	Max	Min	Max	Min	Max
65	64	-	226,5	236,5	110	112,5
75	74	-	246,5	256,5	120	122,5
85	84	-	280	289	133	135
95	94	-	299	309	143	145



L (cm)	A (cm)		B (cm)		C (cm)	
	Min	Max	Min	Max	Min	Max
65	85,5	-	246,5	259	69	-
75	95,5	-	266,5	279	79	-
85	108	109	303	314	89	-
95	117	119	322	334	99	-

L (cm)	A (cm)		B (cm)		C (cm)	
	Min	Max	Min	Max	Min	Max
65	64	-	246,5	259	90	-
75	74	-	266,5	279	100	-
85	84	-	303	314	110	-
95	94	-	322	334	120	-

L (cm)	A (cm)		B (cm)		C (cm)	
	Min	Max	Min	Max	Min	Max
65	64	-	266,5	281,5	69	-
75	74	-	286,5	301,5	79	-
85	84	-	326	339	89	-
95	94	-	345	359	99	-

# KNOCK

## CONFIGURAZIONE 2 GIRI CON 14 GRADINI



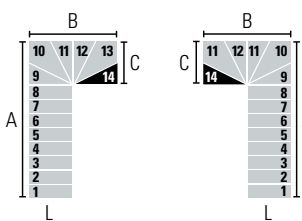
### LEGENDA:

- Gradino di arrivo al piano superiore
- Altri gradini

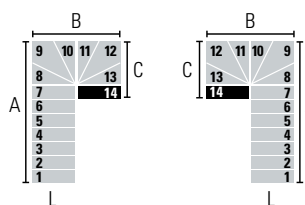
Attraverso le seguenti configurazioni è possibile determinare il senso di salita, l'entrata e l'uscita della scala in base al numero di gradini.

Le misure indicano l'ingombro a terra della scala.

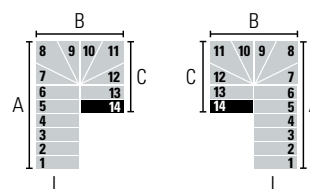
**14 GRADINI (12 ALZATE) • Altezza tra i piani: Min. 278 cm - Max. 334 cm (Max. 362 cm con accessorio "Distanziali Extra")**



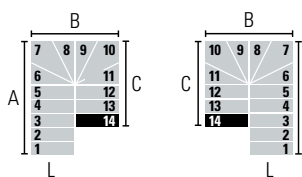
L (cm)	A (cm)		B (cm)		C (cm)	
	Min	Max	Min	-	Min	-
65	226,5	244	124	-	69	-
75	236,5	254	144	-	79	-
85	269	284	164	-	89	-
95	278	294	184	-	99	-



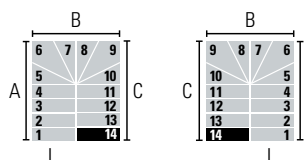
L (cm)	A (cm)		B (cm)		C (cm)	
	Min	Max	Min	-	Min	-
65	206,5	221,5	124	-	90	-
75	216,5	231,5	144	-	100	-
85	246	259	164	-	110	-
95	255	269	184	-	120	-



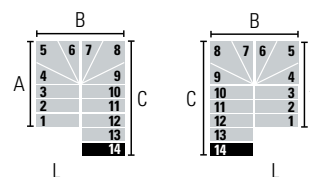
L (cm)	A (cm)		B (cm)		C (cm)	
	Min	Max	Min	-	Min	Max
65	186,5	199	124	-	110	112,5
75	196,5	209	144	-	120	122,5
85	223	234	164	-	133	135
95	232	244	184	-	143	145



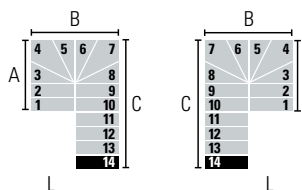
L (cm)	A (cm)		B (cm)		C (cm)	
	Min	Max	Min	-	Min	Max
65	166,5	176,5	124	-	130	135
75	176,5	186,5	144	-	140	145
85	200	209	164	-	156	160
95	209	219	184	-	166	170



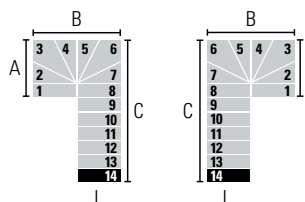
L (cm)	A (cm)		B (cm)		C (cm)	
	Min	Max	Min	-	Min	Max
65	146,5	154	124	-	150	157,5
75	156,5	164	144	-	160	167,5
85	177	184	164	-	179	185
95	186	194	184	-	189	195



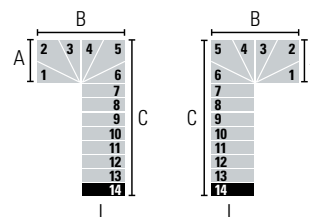
L (cm)	A (cm)		B (cm)		C (cm)	
	Min	Max	Min	-	Min	Max
65	126,5	131,5	124	-	170	180
75	136,5	141,5	144	-	180	190
85	154	159	164	-	202	210
95	163	169	184	-	212	220



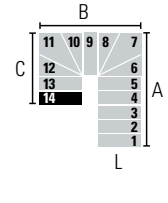
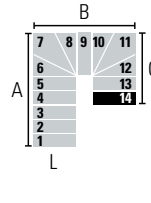
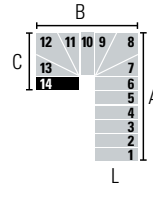
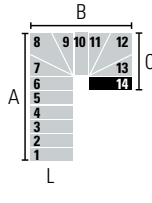
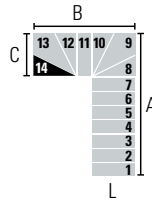
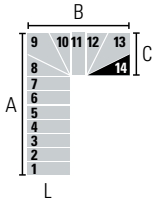
L (cm)	A (cm)		B (cm)		C (cm)	
	Min	Max	Min	-	Min	Max
65	106,5	109	124	-	190	202,5
75	116,5	119	144	-	200	212,5
85	131	134	164	-	225	235
95	140	144	184	-	235	245



L (cm)	A (cm)		B (cm)		C (cm)	
	Min	Max	Min	-	Min	Max
65	85,5	-	124	-	210	225
75	95,5	-	144	-	220	235
85	108	109	164	-	248	260
95	117	119	184	-	258	270



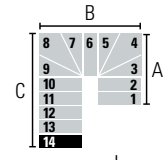
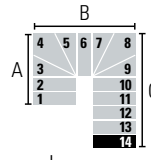
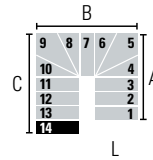
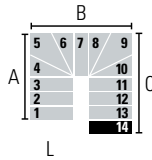
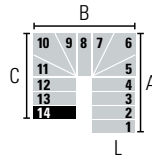
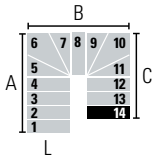
L (cm)	A (cm)		B (cm)		C (cm)	
	Min	-	Min	-	Min	Max
65	64	-	124	-	230	247,5
75	74	-	144	-	240	257,5
85	84	-	164	-	271	285
95	94	-	184	-	281	295



L (cm)	A (cm)		B (cm)		C (cm)	
	Min	Max	Min	Max	Min	Max
65	206,5	221,5	146,5	-	69	-
75	216,5	231,5	166,5	-	79	-
85	246	259	188	189	89	-
95	255	269	207	209	99	-

L (cm)	A (cm)		B (cm)		C (cm)	
	Min	Max	Min	Max	Min	Max
65	186,5	199	146,5	-	90	-
75	196,5	209	166,5	-	100	-
85	223	234	188	189	110	-
95	232	244	207	209	120	-

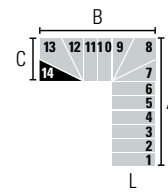
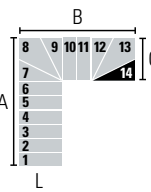
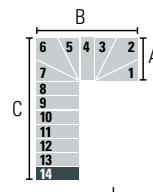
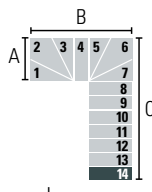
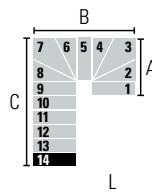
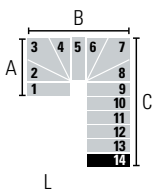
L (cm)	A (cm)		B (cm)		C (cm)	
	Min	Max	Min	Max	Min	Max
65	166,5	176,5	146,5	-	110	112,5
75	176,5	186,5	166,5	-	120	122,5
85	200	209	188	189	133	135
95	209	219	207	209	143	145



L (cm)	A (cm)		B (cm)		C (cm)	
	Min	Max	Min	Max	Min	Max
65	146,5	154	146,5	-	130	135
75	156,5	164	166,5	-	140	145
85	177	184	188	189	156	160
95	186	194	207	209	166	170

L (cm)	A (cm)		B (cm)		C (cm)	
	Min	Max	Min	Max	Min	Max
65	126,5	131,5	146,5	-	150	157,5
75	136,5	141,5	166,5	-	160	167,5
85	154	159	188	189	179	185
95	163	169	207	209	189	195

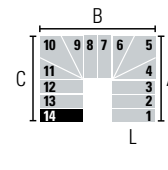
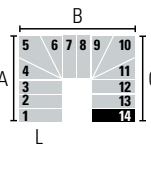
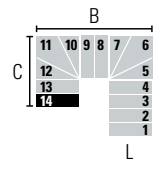
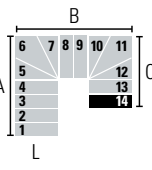
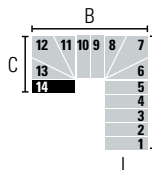
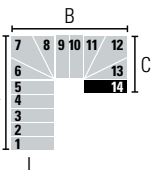
L (cm)	A (cm)		B (cm)		C (cm)	
	Min	Max	Min	Max	Min	Max
65	106,5	109	146,5	-	170	180
75	116,5	119	166,5	-	180	190
85	131	134	188	189	202	210
95	140	144	207	209	212	220



L (cm)	A (cm)		B (cm)		C (cm)	
	Min	Max	Min	Max	Min	Max
65	85,5	-	146,5	-	190	202,5
75	95,5	-	166,5	-	200	212,5
85	108	109	188	189	225	235
95	117	119	207	209	235	245

L (cm)	A (cm)		B (cm)		C (cm)	
	Min	Max	Min	Max	Min	Max
65	64	-	146,5	-	210	225
75	74	-	166,5	-	220	235
85	84	-	188	189	248	260
95	94	-	207	209	258	270

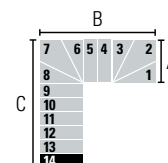
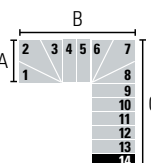
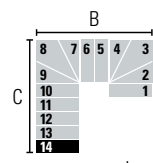
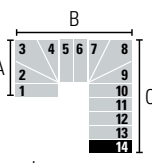
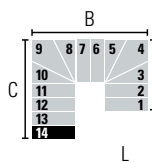
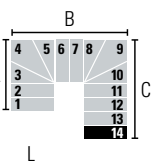
L (cm)	A (cm)		B (cm)		C (cm)	
	Min	Max	Min	Max	Min	Max
65	186,5	199	166,5	169	69	-
75	196,5	209	186,5	189	79	-
85	223	234	211	214	89	-
95	232	244	230	234	99	-



L (cm)	A (cm)		B (cm)		C (cm)	
	Min	Max	Min	Max	Min	Max
65	166,5	176,5	166,5	169	90	-
75	176,5	186,5	186,5	189	100	-
85	200	209	211	214	110	-
95	209	219	230	234	120	-

L (cm)	A (cm)		B (cm)		C (cm)	
	Min	Max	Min	Max	Min	Max
65	146,5	154	166,5	169	110	112,5
75	156,5	164	186,5	189	120	122,5
85	177	184	211	214	133	135
95	186	194	230	234	143	145

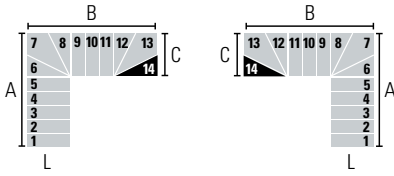
L (cm)	A (cm)		B (cm)		C (cm)	
	Min	Max	Min	Max	Min	Max
65	126,5	131,5	166,5	169	130	135
75	136,5	141,5	186,5	189	140	145
85	154	159	211	214	156	160
95	163	169	230	234	166	170



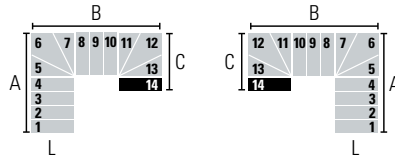
L (cm)	A (cm)		B (cm)		C (cm)	
	Min	Max	Min	Max	Min	Max
65	106,5	109	166,5	169	150	157,5
75	116,5	119	186,5	189	160	167,5
85	131	134	211	214	179	185
95	140	144	230	234	189	195

L (cm)	A (cm)		B (cm)		C (cm)	
	Min	Max	Min	Max	Min	Max
65	85,5	-	166,5	169	170	180
75	95,5	-	186,5	189	180	190
85	108	109	211	214	202	210
95	117	119	230	234	212	220

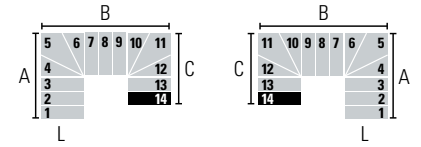
L (cm)	A (cm)		B (cm)		C (cm)	
	Min	Max	Min	Max	Min	Max
65	64	-	166,5	169	190	202,5
75	74	-	186,5	189	200	212,5
85	84	-	211	214	225	235
95	94	-	230	234	235	245



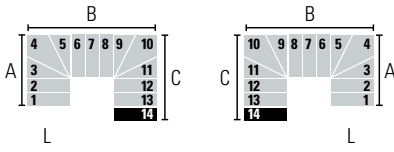
L (cm)	A (cm)		B (cm)		C (cm)	
	Min	Max	Min	Max	Min	Max
65	166,5	176,5	186,5	191,5	69	-
75	176,5	186,5	206,5	211,5	79	-
85	200	209	234	239	89	-
95	209	219	253	259	99	-



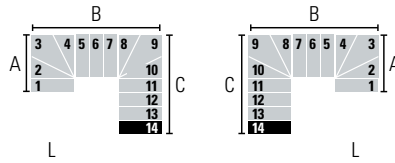
L (cm)	A (cm)		B (cm)		C (cm)	
	Min	Max	Min	Max	Min	Max
65	146,5	154	186,5	191,5	90	-
75	156,5	164	206,5	211,5	100	-
85	177	184	234	239	110	-
95	186	194	253	259	120	-



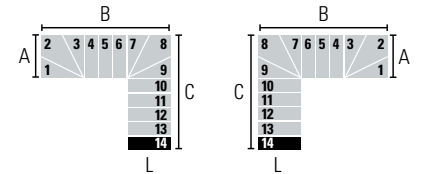
L (cm)	A (cm)		B (cm)		C (cm)	
	Min	Max	Min	Max	Min	Max
65	126,5	131,5	186,5	191,5	110	112,5
75	136,5	141,5	206,5	211,5	120	122,5
85	154	159	234	239	133	135
95	163	169	253	259	143	145



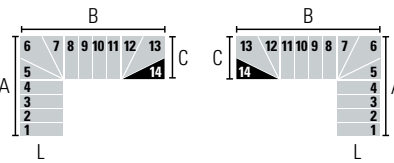
L (cm)	A (cm)		B (cm)		C (cm)	
	Min	Max	Min	Max	Min	Max
65	106,5	109	186,5	191,5	130	135
75	116,5	119	206,5	211,5	140	145
85	131	134	234	239	156	160
95	140	144	253	259	166	170



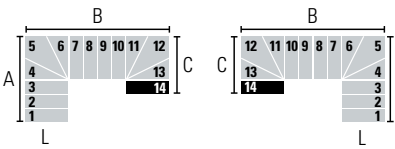
L (cm)	A (cm)		B (cm)		C (cm)	
	Min	Max	Min	Max	Min	Max
65	85,5	-	186,5	191,5	150	157,5
75	95,5	-	206,5	211,5	160	167,5
85	108	109	234	239	179	185
95	117	118	253	259	189	195



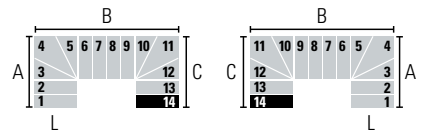
L (cm)	A (cm)		B (cm)		C (cm)	
	Min	Max	Min	Max	Min	Max
65	64	-	186,5	191,5	170	180
75	74	-	206,5	211,5	180	190
85	84	-	234	239	202	210
95	94	-	253	259	212	220



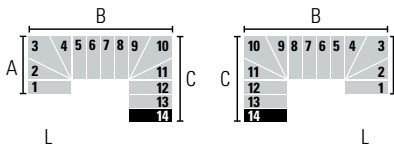
L (cm)	A (cm)		B (cm)		C (cm)	
	Min	Max	Min	Max	Min	Max
65	146,5	154	206,5	214	69	-
75	156,5	164	226,5	234	79	-
85	177	184	257	264	89	-
95	186	194	276	284	99	-



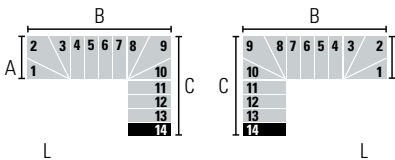
L (cm)	A (cm)		B (cm)		C (cm)	
	Min	Max	Min	Max	Min	Max
65	126,5	131,5	206,5	214	90	-
75	136,5	141,5	226,5	234	100	-
85	154	159	257	264	110	-
95	163	169	276	284	120	-



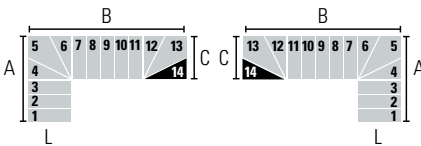
L (cm)	A (cm)		B (cm)		C (cm)	
	Min	Max	Min	Max	Min	Max
65	106,5	109	206,5	214	110	112,5
75	116,5	119	226,5	234	120	122,5
85	131	134	257	264	133	135
95	140	144	276	284	143	145



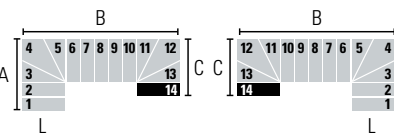
L (cm)	A (cm)		B (cm)		C (cm)	
	Min	Max	Min	Max	Min	Max
65	85,5	-	206,5	214	130	135
75	95,5	-	226,5	234	140	145
85	108	109	257	264	156	160
95	117	119	276	284	166	170



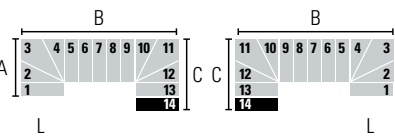
L (cm)	A (cm)		B (cm)		C (cm)	
	Min	Max	Min	Max	Min	Max
65	64	-	206,5	214	150	157,5
75	74	-	226,5	234	160	167,5
85	84	-	257	264	179	185
95	94	-	276	284	189	195



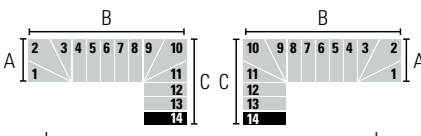
L (cm)	A (cm)		B (cm)		C (cm)	
	Min	Max	Min	Max	Min	Max
65	126,5	131,5	226,5	236,5	69	-
75	136,5	141,5	246,5	256,5	79	-
85	154	159	280	289	89	-
95	163	169	299	309	99	-



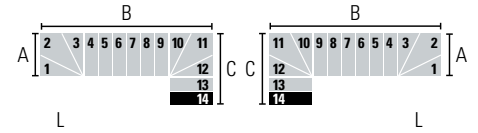
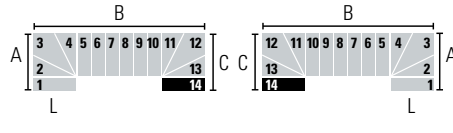
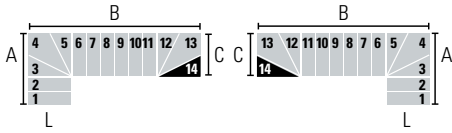
L (cm)	A (cm)		B (cm)		C (cm)	
	Min	Max	Min	Max	Min	Max
65	106,5	109	226,5	236,5	90	-
75	116,5	119	246,5	256,5	100	-
85	131	134	280	289	110	-
95	140	144	299	309	120	-



L (cm)	A (cm)		B (cm)		C (cm)	
	Min	Max	Min	Max	Min	Max
65	85,5	-	226,5	236,5	110	112,5
75	95,5	-	246,5	256,5	120	122,5
85	108	109	280	289	133	135
95	117	119	299	309	143	145



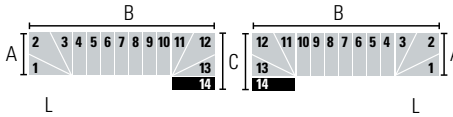
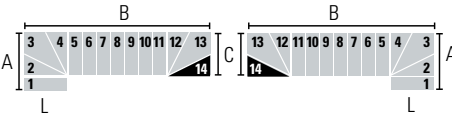
L (cm)	A (cm)		B (cm)		C (cm)	
	Min	Max	Min	Max	Min	Max
65	64	-	226,5	236,5	130	135
75	74	-	246,5	256,5	140	145
85	84	-	280	289	156	160
95	94	-	299	309	166	170



L (cm)	A (cm)		B (cm)		C (cm)	
	Min	Max	Min	Max	Min	-
65	106,5	109	246,5	259	69	-
75	116,5	119	266,5	279	79	-
85	131	134	303	314	89	-
95	140	144	322	334	99	-

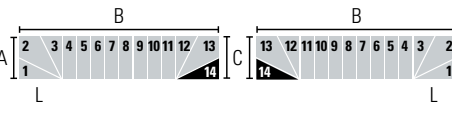
L (cm)	A (cm)		B (cm)		C (cm)	
	Min	Max	Min	Max	Min	-
65	85,5	-	246,5	259	90	-
75	95,5	-	266,5	279	100	-
85	108	109	303	314	110	-
95	117	119	322	334	120	-

L (cm)	A (cm)		B (cm)		C (cm)	
	Min	-	Min	Max	Min	Max
65	64	-	246,5	259	110	112,5
75	74	-	266,5	279	120	122,5
85	84	-	303	314	133	135
95	94	-	322	334	143	145



L (cm)	A (cm)		B (cm)		C (cm)	
	Min	Max	Min	Max	Min	-
65	85,5	-	266,5	281,5	69	-
75	95,5	-	286,5	301,5	79	-
85	108	109	326	339	89	-
95	117	119	345	359	99	-

L (cm)	A (cm)		B (cm)		C (cm)	
	Min	-	Min	Max	Min	-
65	64	-	266,5	281,5	90	-
75	74	-	286,5	301,5	100	-
85	84	-	326	339	110	-
95	94	-	345	359	120	-



L (cm)	A (cm)		B (cm)		C (cm)	
	Min	-	Min	Max	Min	-
65	64	-	286,5	304	69	-
75	74	-	306,5	324	79	-
85	84	-	349	364	89	-
95	94	-	368	374	99	-